



AUSTRALIAN  
FOOD &  
GROCERY  
COUNCIL

Trading Partner Forum

# Common Delivery Guidelines

For Industry

VERSION 1.5 — NOVEMBER 2023



coles






# Contents

This guide covers the key areas of common, aligned requirements to support safe and efficient flow of product through Woolworths, Coles and Metcash networks. Sections and page numbers are as follows:

<b>1</b>	<b>Welcome &amp; Overview</b>	Page 03
<b>2</b>	<b>Common Carton &amp; Trade Unit Requirements</b>	Page 07
<b>i</b>	<b>Carton Configuration</b> (including Suitability, Construction, Sealing, Gross Weight etc)	Page 08
<b>ii</b>	<b>Carton Quality</b> (including Condition, Damage, MLOR, Temperature etc)	Page 09
<b>iii</b>	<b>Carton Labelling</b> (including GTIN barcoding, Declarations, Symbology etc)	Page 09
<b>3</b>	<b>Common Pallet &amp; Logistics Unit Requirements</b>	Page 12
<b>i</b>	<b>Pallet Quality</b> (including Tolerances)	Page 13
<b>ii</b>	<b>Pallet Configuration</b> (including Height, Weight, TlxHI etc)	Page 15
<b>iii</b>	<b>Pallet Stabilisation</b> (including Wrapping, Utilisation, Corner Posts etc)	Page 16
<b>iv</b>	<b>Pallet Labelling</b> (including SSCC Format, Position, Quality etc)	Page 17
<b>v</b>	<b>Pallet Slipsheets</b> (including Format, Material and Grade/Thickness)	Page 18
<b>4</b>	<b>Common Advance Shipping Notification (ASN) Requirements</b>	Page 19
<b>5</b>	<b>Common DIFOT Expectations</b>	Page 21
<b>6</b>	<b>Pre-Despatch Checklist &amp; Additional Resources</b>	Page 23
<b>7</b>	<b>Appendix 1: CDGfl Governance Model</b>	Page 26
<b>8</b>	<b>Appendix 2: Retailer Standards Alignment Matrix</b>	Page 27





# Welcome & Overview



**Samantha Blake**  
Director - Competitiveness and Growth



**Samuel Garcia**  
Manager - Supply Chain, Policy and Programs

## Opening Message from the Secretariat

As Director and Manager of the Australian Food & Grocery Council — and on behalf of the Trading Partner Forum Executive Committee — we are excited to present this collaboratively-sourced reference tool, the *Common Delivery Guidelines for Industry*. This document forms an invaluable resource for all parties within the Australian FMCG sector, and addresses many of the opportunities that the industry has identified regarding clarity and alignment of supply chain expectations.

The Australian FMCG market presents unique challenges for both suppliers and retailers, not least of which are our geographic scale and distance, relatively-high costs of transportation, population density, supply chain complexity, and the diverse - *and fast-evolving* - expectations of our customers. In this environment, development of a more-aligned, standardised and retailer-agnostic set of common supply chain requirements is one very *practical* way to support greater efficiency within the industry. We know that there are significant potential benefits to all parties where retailer requirements can be made more consistent: a greater percentage of *'right first time'* deliveries, less confusion, fewer costly rejections, and improved product availability - all helping to reduce costs and deliver improved outcomes for consumers.

A document such as this one is only made possible with the strong support of numerous stakeholders, and we have been fortunate to enjoy enthusiastic participation and endorsement from major industry partners. We are excited not only by the content within this document, but are encouraged also by the collaborative spirit behind its creation. *Manufacturers/suppliers and retailers - supported and enabled through the Trading Partner Forum - have worked closely together to establish common language and explore opportunities for simplification and standardisation, which bodes well for the future of collaboration across our industry.*

The scope of this document extends to all areas in which alignment has been reached across the Trading Partner Forum *Perfect Delivery Group* and Executive Committee - groups which are comprised of representative members from both suppliers/manufacturers and the three major supermarket retailers.

We are encouraged that the industry stakeholders remain open to exploring potential alignment in further areas as discussions progress, and we welcome any new opportunity to continue driving simpler, more cost-effective outcomes for suppliers, retailers and consumers alike.

We hope that you find this reference guide a valuable resource within your organisation.

Regards,

**Samantha Blake, Director - Competitiveness and Growth**  
**Samuel Garcia, Manager - Supply Chain, Policy and Programs**  
**Australian Food & Grocery Council, Trading Partner Forum**



# Welcome & Overview

## About the Trading Partner Forum & AFGC

The Trading Partner Forum (TPF) exists as Australia's foremost liaison point between FMCG suppliers and retailers. The TPF is a forum of the Australian Food & Grocery Council (AFGC), with a mission to:

*“bring together FMCG suppliers and supermarket retailers in pursuit of business practices that contribute to driving growth, delivering efficiency and improving availability across the end-to-end value chain, benefiting suppliers, retailers and shoppers, without impeding competition law”*

The Trading Partner Forum Executive Committee is comprised of representatives from the three major Australian retailers - Woolworths, Coles & Metcash, representatives from Countdown NZ and Foodstuffs SI (NZ), and from several leading suppliers representing the AFGC supplier and manufacturer community.

The TPF holds workshops and reviews, prepares information guides and supporting material, and participates actively in industry events to help drive better engagement and collaboration (*where appropriate within Competition law*) between industry partners.

For more information on the work of the Trading Partner Forum or the AFGC, please visit:

Trading Partner Forum: [www.afgc.org.au/member-services/afgc-forums/trading-partner-forum](http://www.afgc.org.au/member-services/afgc-forums/trading-partner-forum)  
Australian Food & Grocery Council: [www.afgc.org.au](http://www.afgc.org.au)



## Scope & Objectives

This document reflects all key areas of commonality and alignment between Woolworths, Coles & Metcash Food & Grocery with respect to inbound product from their suppliers. It is intended to codify, clarify and align areas where there has historically been some divergence and fragmentation, thereby providing a solid basis upon which suppliers can prepare product for delivery into these major retailers.

A primary objective of this project is that both retailers and suppliers will benefit through improved quality and compliance, obviating the need to reject or rework loads, pallets and trade units that do not meet specification. In turn, this improved level of compliance should drive positive impacts for team member safety, and for cost and availability - ultimately to the benefit of Australian consumers.

The scope of the document is not exhaustive but limited instead to those specific areas - *and specific requirements* - for which clear, unambiguous agreement has been reached. **In particular, this document is focused on common requirements regarding Trade Units, Logistics Units, Advance Shipping Notifications (ASNs) and DIFOT.**

While there are currently multiple areas that are outside the scope of this document - *and for those, it is necessary to consult the individual retailer's own Standards or Specifications documents for guidance* - the TPF Executive remain committed to expanding areas of alignment where viable opportunities exist. This document will, of course, be updated to reflect any new areas of agreement as/when those discussions evolve.

*Note: for the purposes of this document, 'Retailer' relates exclusively to Woolworths, Metcash and Coles. Individual retailers who are supplied by Metcash (in its additional capacity as a wholesaler) are not within the scope of this document.*





# Welcome & Overview

## Background: Retailer Supply Chain Overview

Woolworths, Metcash & Coles operate vast, complex supply chains. Servicing well over 3,300 supermarkets - *not including their convenience sites, wholesale customers and online* - these retailers are responsible for ranging, forecasting, replenishing, receiving, storing, picking, and despatching tens of thousands of SKUs, hundreds of millions of trade units and billions of consumer units each year. Their supply chains stretch many thousands of kilometres to some of the most remote points in the country, with vehicles travelling hundreds of millions of kilometres to bring product to millions of Australians. Each employs several thousand team members in their respective Supply Chain and Logistics functions.



Retailers operate hybrid networks comprised of both traditional, manual Distribution Centres (*where product is picked and processed manually with some technological assistance - e.g. manual pick-to-pallet operation supported by voice picking, layer picking, scan receiving, LGVs etc*) and completely state-of-the-art, automated DC facilities where product can be received, de-palletised, stored, retrieved, picked and auto-packed to tailored, store-ready pallets robotically and with little or no human intervention. In fact, the Australian FMCG supply chain is now home to some of the most advanced DC technologies in the Southern Hemisphere, leveraging global best practice to optimise supply flexibility and performance.

Retailer specifications and standards are necessary for the mitigation of DC safety risks, for the effective operation of DC equipment, and for maintaining excellent product availability to retail customers.

***In this context, the strong support of suppliers is absolutely pivotal. Retailers cannot operate successfully - not safely, nor efficiently - unless suppliers provide product that meets established specifications.***


Delivering product to these exacting retailer requirements can be challenging, and the consequences of quality/compliance failures can have a significant impact on suppliers. It can be very costly for suppliers to incur rejections of product at the end of a long supply chain journey (*not to mention the wasted production, labelling, palletising, warehousing, load planning etc*) or to lose product through failing packaging, and to incur empty shelves and missed sales opportunities as a result.

Compliance failures are hugely costly for all parties, hence there are clear benefits to improving conformance across the industry through greater clarity, consistency and alignment.





# Welcome & Overview



## Important Notes: Safety/CoR, Individual Agreements & Future Updates/Revisions

While this document outlines the key areas of universal expectations across the three major retailers, it is important to understand that this document is a guide only, and exists in relationship to existing commercial agreements and to all applicable safety, legal and statutory obligations.

Safety is a core objective for all Trading Partner Forum members, and - should any requirements outlined in this guide conflict with Safety or Chain of Responsibility (CoR) obligations - it is the Safety and CoR requirements that must take precedence. Where suppliers encounter any Safety or CoR concerns related to the implementation of these requirements, concerns should be raised with the relevant retailer(s).

It should also be noted that suppliers remain free to negotiate individual agreements with retailers (and vice versa) where areas of mutual benefit exist. As one example, a retailer may permit certain products to be palletised taller than 1.8m where their automated DCs can accommodate those products safely, and both retailer and supplier can optimise cartons-per-pallet, enjoying more cost-effective transport and receipt. This document provides the baseline, *default* requirements for all suppliers, wherever individual agreements do not exist: these requirements can be individually modified by mutual agreement between retailer and supplier.

It has been a core, guiding principle of this *Common Delivery Guidelines for Industry* project that no newly-aligned requirements should be more onerous or costly to suppliers than the pre-existing requirements and that - wherever possible - compliance to the new guidelines be made easier and simpler.

Finally, the expectation of the TPF is that this document will expand and evolve over time, as new areas of alignment emerge and/or where existing requirements need to change. It is expected, however, that changes to any retailer requirements outlined in this document will only occur following consultation with the TPF Committee and with sufficient advance notice to reflect any changes in this guide before those changes take effect: this guide should therefore remain current and consistent with all relevant retailer specifications.



# Common Requirements for Cartons & Trade Units



# Common Requirements for Cartons & Trade Units

## TU/Carton Introduction

Retailers view Trade Unit quality as a fundamental supply chain concern, and all three experience considerable detrimental impacts on a *daily basis* from non-compliant or poor quality cartons in their networks. Many suppliers, likewise, routinely encounter product rejection, or product loss issues, and ultimately suffer lost sales from product that does not successfully make its way through DCs and store backrooms to the shelf.

As Trade Units and Cartons are critically important within all three retailer supply chains, the consensus among retailers in this area is strong and well-established. Retailers agree on many of the required pack characteristics, the maximum weight, the minimum required number of barcodes, the requirements regarding trade unit declarations and warnings (e.g. gross weight, description, consumer unit size and quantity, temperature markings, caution lift symbology etc) and on issues of condition and suitability.

## TU/Carton Gross Weight

All retailers share a common requirement regarding the default maximum weight for trade units: **gross weight is limited to 16kg**. This default limit helps to ensure product can be safely handled, without undue risk of strain/injury to team members.

Please note also that - for all three retailers - the gross weight of trade units also affects the maximum permissible pallet height in Ambient and Chilled DCs (refer Logistics Unit section - [link](#)).

Products with a gross weight that exceeds the default 16kg limit will need specific approvals from the retailer(s) involved, which may include a risk assessment process and review by the retailers' Safety teams.

*Note: Retailers have indicated an aspiration to reduce this maximum gross weight over time, although specifics vary: suppliers should consult individual retailers for guidance on their longer-term gross weight targets.*

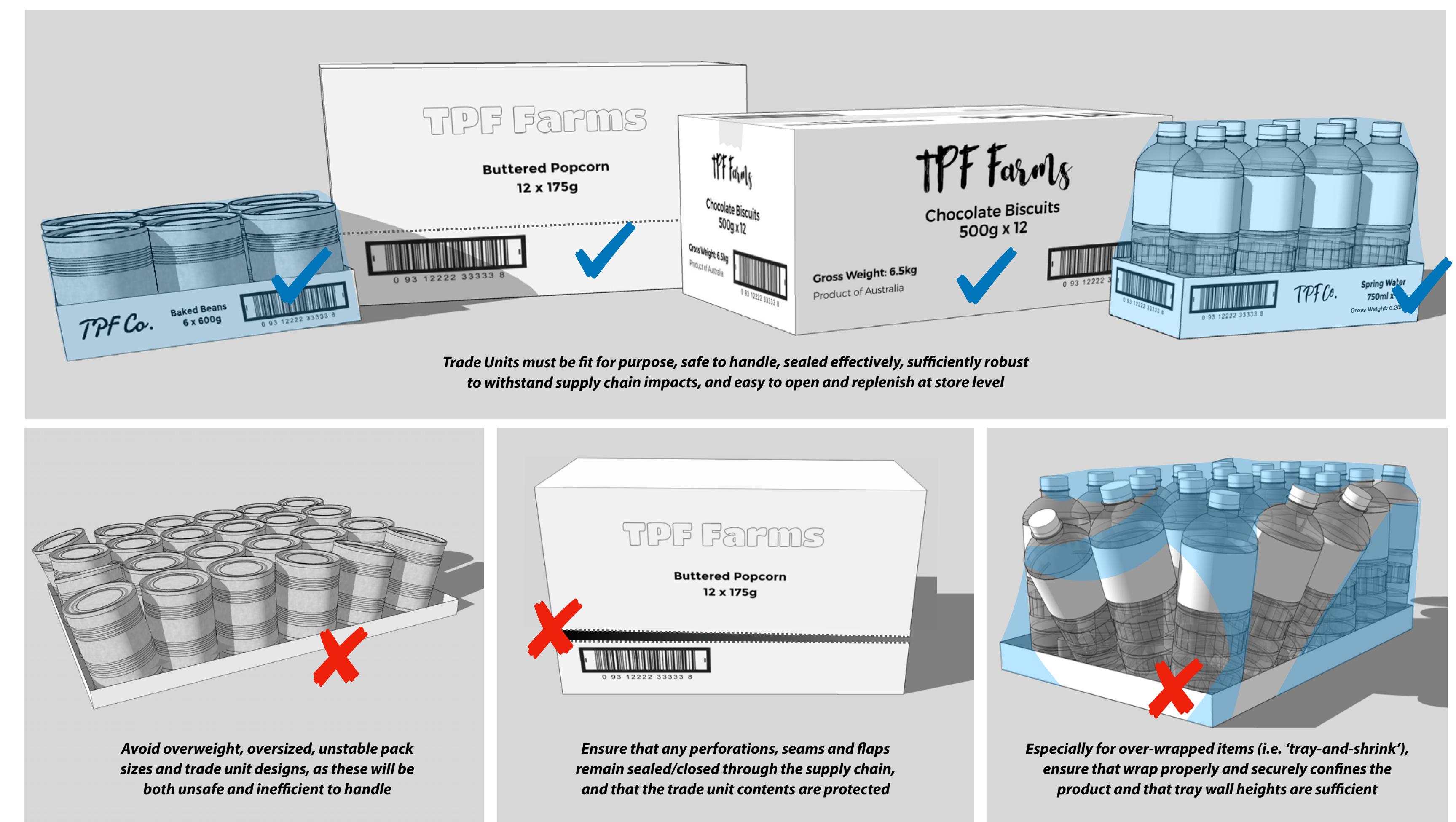


## TU/Carton Suitability: Design, Construction, Forming & Sealing

Trade Units and cartons need to be capable of travelling thousands of kilometres, withstanding typical supply chain impacts and extensive automation (e.g. robotic picking and palletising) without deforming, and be able to protect and contain Consumer Units up to the point of replenishment on the store shelf.

As such, all three retailers expect that Trade Units and Cartons intended for their network will be:

1. **Fit for purpose** (design appropriate to the product type)
2. **Safe to handle** by team members (see also TU Weight requirement adjacent)
3. **Sealed effectively** to prevent product damage or loss (no open flaps, torn perforations etc)
4. **Sufficiently robust** to withstand automated and manual handling (lifting, stacking, conveyor travel etc) and stacking with other products on outbound store pallets (potentially as a base layer where product type and weight dictates).
5. **Easy to open/replenish** by store team members





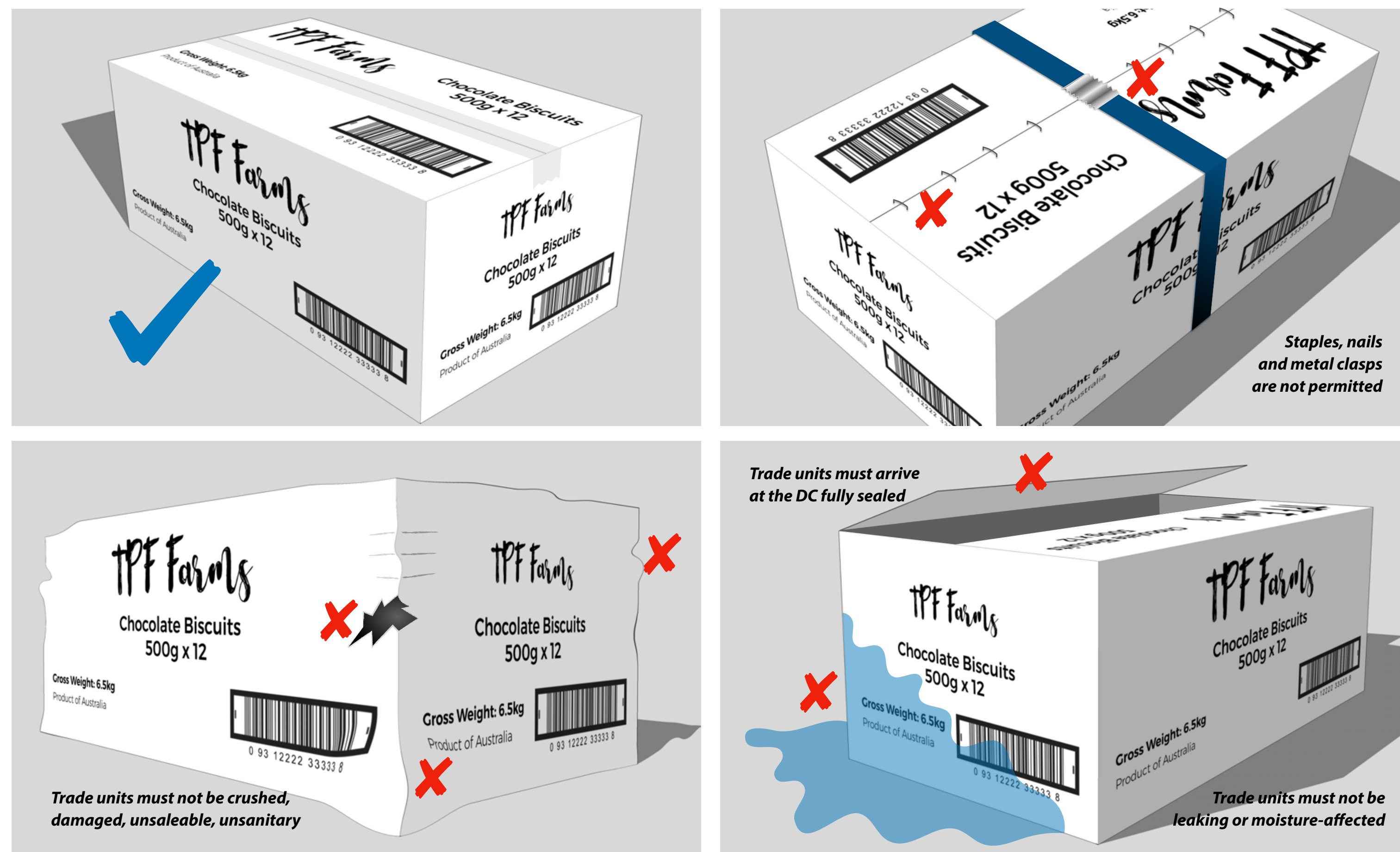
# Common Requirements for Cartons & Trade Units

## TU/Carton Condition/Damage

Further to the above requirements regarding design and construction, **all three retailers require that trade units delivered into their DCs meet the following criteria:**

1. **Saleable & Safe**
2. **Not crushed or leaking**
3. **Not moisture-affected or unsanitary**
4. **Readily identifiable** (including all required descriptions and barcodes)
5. **Free from nails, staples, metal strapping** in the packaging
6. **Within acceptable temperature range**, where applicable
7. **Within acceptable, expected shelf-life range**, where applicable

All retailers reserve the right to reject product that fails to meet one or more of the above criteria. Further, it is **not acceptable** at any retailer to redeliver product that has been rejected due to out-of-temperature issues (as the food safety of the product is likely to have been compromised).



## TU/Carton Barcoding

Each retailer heavily utilises the GTIN barcoding of Trade Units to identify products at receiving, and at various points through the supply chain (including high-speed scan sortation where the GTIN barcode is the key identifier directing the right product to the right store).

Accordingly, all three retailers have the following expectations for Trade Unit barcoding:

1. Adherence to GS1 Trade Unit numbering and barcoding specifications is critical
2. For Trade Units utilising Print-and-Apply labels, GTIN barcodes must appear on at least two vertical sides of the trade unit - preferably adjacent sides
3. For Pre-Printed trade units (where the barcodes are embedded into the artwork and pre-printed onto the flat carton) all retailers require GTIN barcodes on at least four (4) vertical sides of the trade unit. Further, retailers ask that the pre-printed barcodes be added to all six faces of the carton where practical, as this will support scanning regardless of the carton orientation (*and doesn't involve additional cost, unlike print-and-apply labelling*).





# Common Requirements for Cartons & Trade Units

## TU/Carton Symbols, Declarations

Retailers all require trade units to be readily identifiable from multiple orientations (to account for stacking patterns on a pallet, varying placement on a high-speed scanning conveyors, scan identification in storerooms etc). They also require that any safety related declarations and/or warnings are clearly visible to team member who are handling the product.

Retailers are aligned in the following requirements regarding declarations on a trade unit:


1. **Product Description:** must appear on at least two vertical (preferably adjacent) sides of the trade unit
2. **Consumer Unit Description** (including flavour/variant): must appear on at least two vertical (preferably adjacent) sides of the trade unit
3. **Consumer Unit Size & Quantity** (e.g. 6 x 500ml): must appear on at least two vertical (preferably adjacent) sides of the trade unit
4. **Gross Weight Declaration** (incl "Gross Weight:" text and rounded up to at least 1 decimal point): must appear on at least two vertical (preferably adjacent) sides of the trade unit
5. **Caution Lift Symbol** (for trade units weighing 10kg-16kg): must appear on at least two vertical (preferably adjacent) sides of the trade unit, and on the top panel if possible (pre-printed only)
6. **Heavy Lift Symbol** (for trade units weighing over 16kg): must appear on at least two vertical (preferably adjacent) sides of the trade unit, and on the top panel if possible (pre-printed only)
7. **Storage/Temperature Markings:** must appear on at least two vertical (preferably adjacent) sides of the trade unit, where applicable
8. **Recycle Mark/Symbol:** should appear on at least 1 side of the trade unit
9. **Legibility/Visibility:** wherever possible, trade units should have human-readable text that is visible from a distance of 1.5 metres. For smaller trade units, the text should be as large as possible to assist with legibility.



## Retailer-specific TU/Carton requirements:

As some Trade Unit requirements are not fully aligned across retailers (e.g. regarding dangerous goods, inner/outer ratios etc), and as there are some areas where individual retailers provide additional detail and commentary, it is important to also review the retailers' individual Standards/Specifications documents. Those guides are available for download at the following locations:

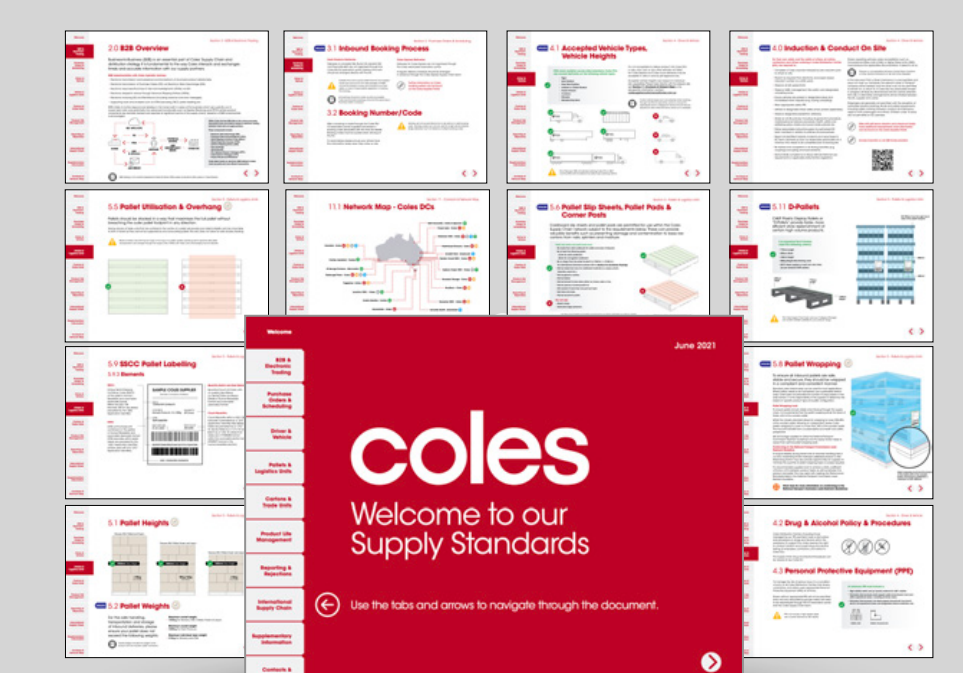
- **Woolworths:** Woolworths/Primary Connect Supply Standards <http://woolworths.my/supplystandards>
- **Metcash:** Metcash Supply Standards <https://metconnect.metcash.com/food/s/article/Supply-Standards-Food>
- **Coles:** Coles Supply Standards <https://www.supplierportal.coles.com.au/csp/wps/portal/web/SupplyChain>



Woolworths/Primary Connect Supply Standards



Metcash Supply Standards



Coles Supply Standards

## Shelf-Ready Packaging (SRP):

While Shelf-Ready Packaging (SRP) is not within the scope of this *Common Delivery Guidelines for Industry* document, a useful SRP guide and checklist is available at the AFGC's Trading Partner Forum resources webpage:

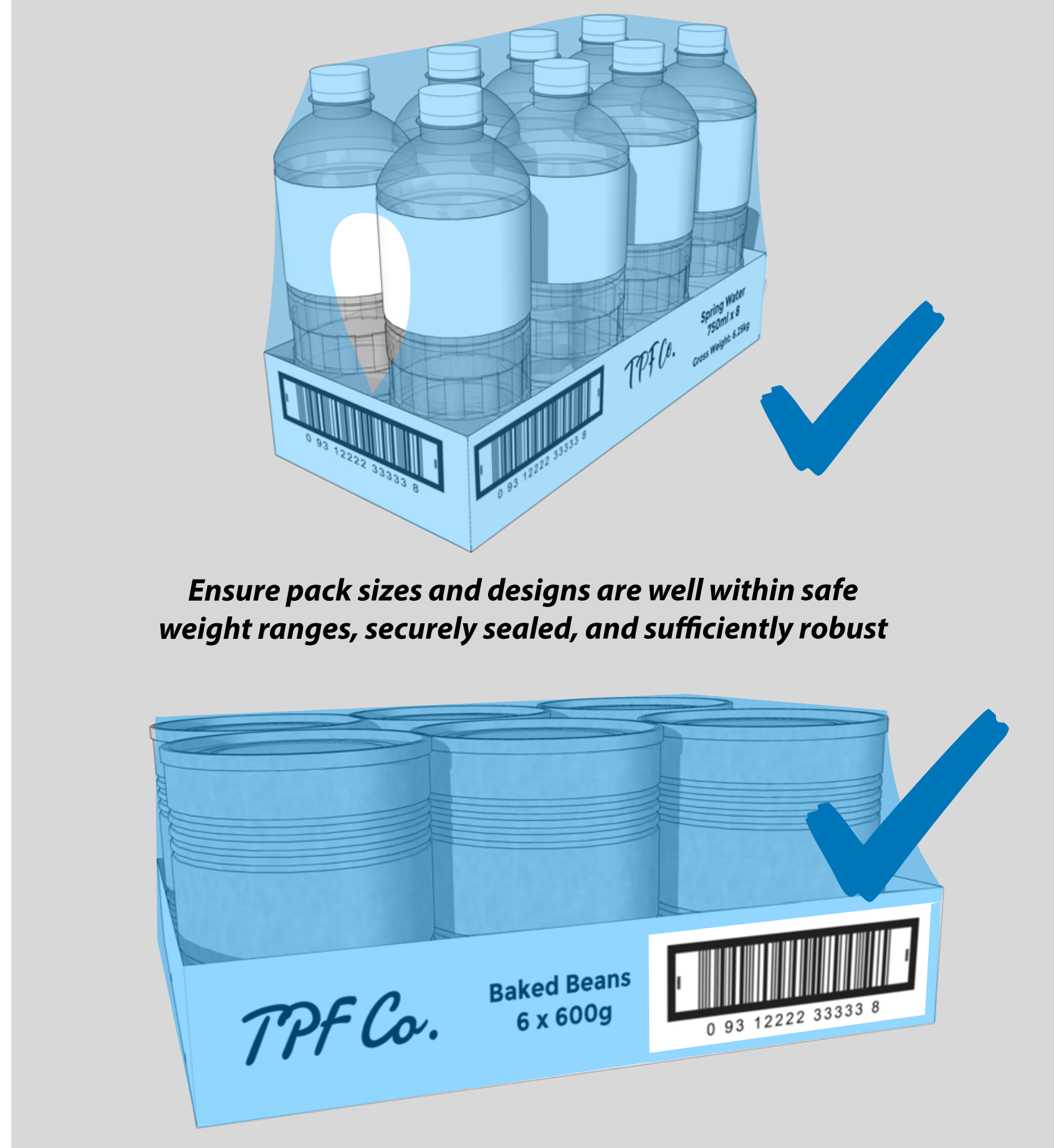
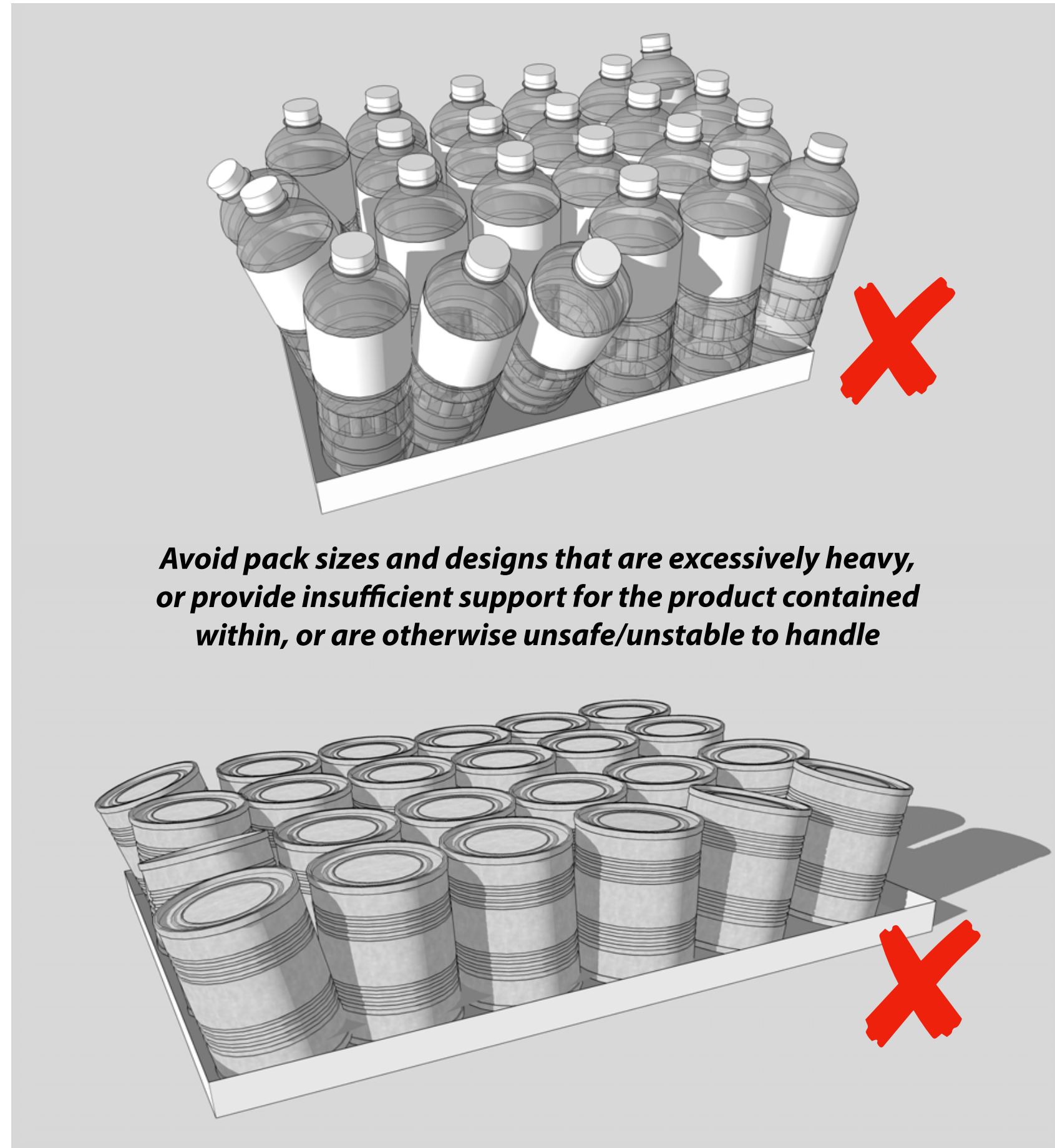
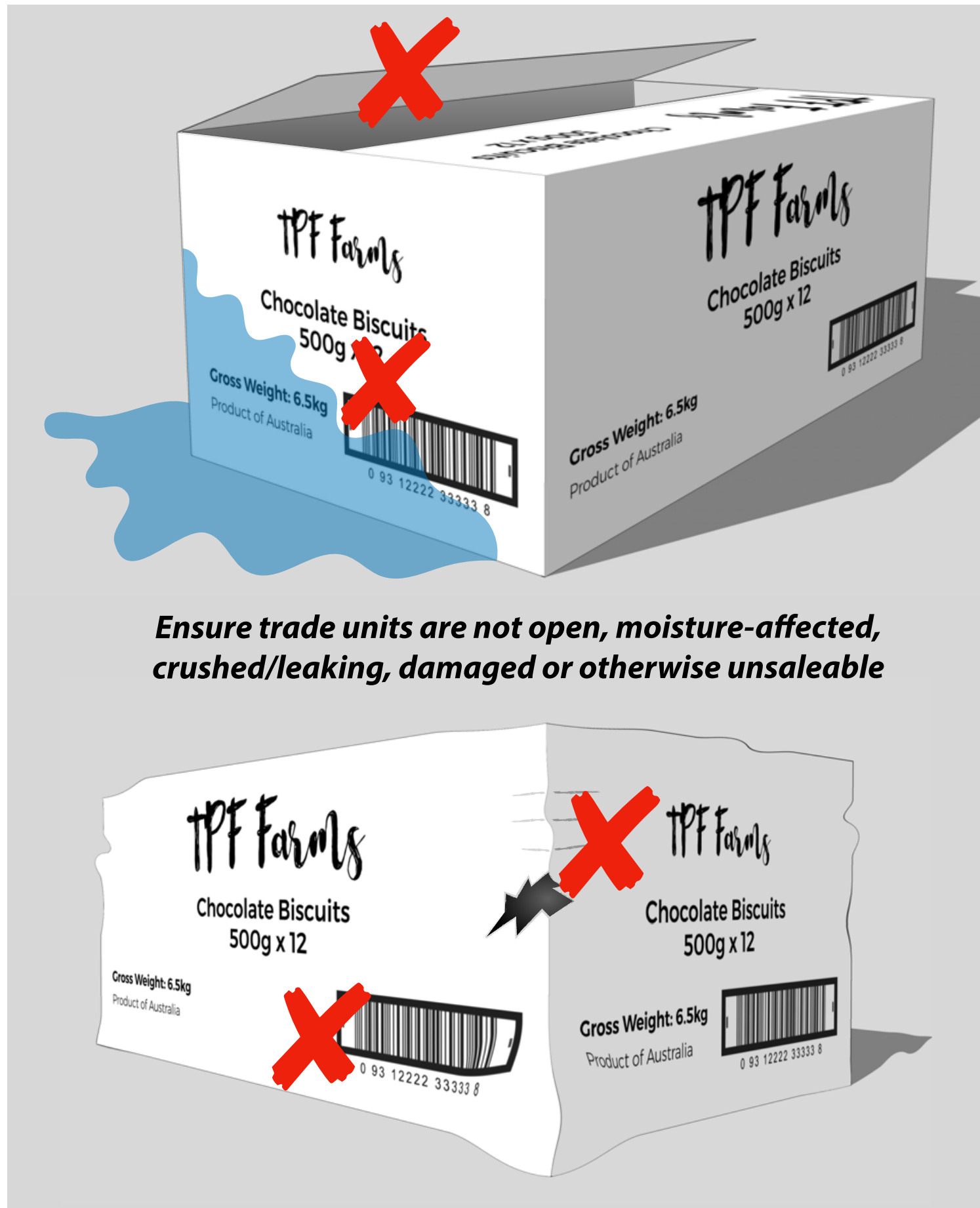
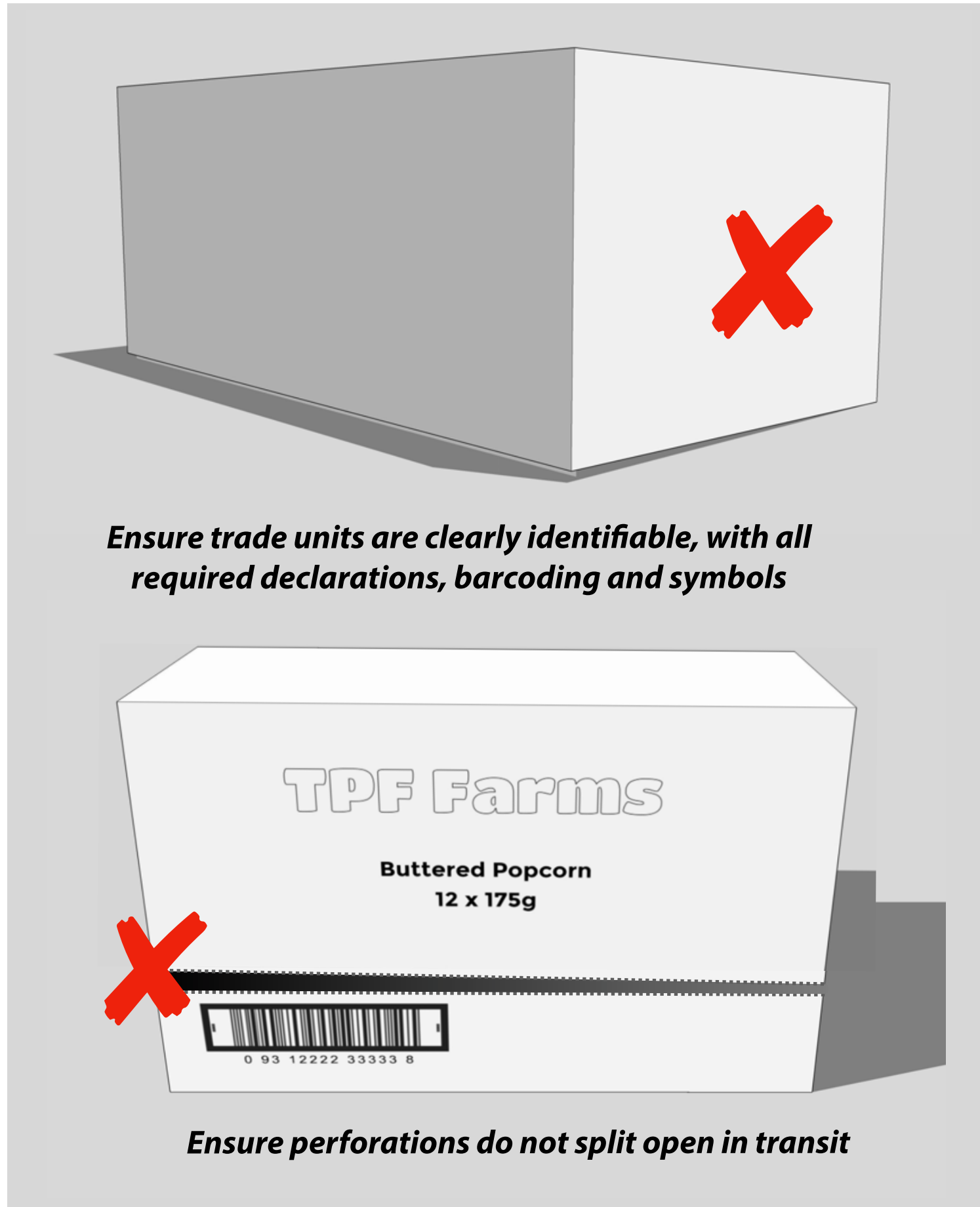
<https://www.afgc.org.au/industry-resources/trading-partner-forum-resources>



AFGC Trading Partner Forum Resources - Shelf Ready Packaging Industry Guidelines



# Common Requirements for Cartons & Trade Units





# Common Requirements for Pallets & Logistics Units



# Common Requirements for Pallets & Logistics Units

## LU/Pallet Introduction

Requirements for Logistics Units or Pallets are quite uniform across the three retailers: there is close alignment regarding the quality and specifications of the wooden pallet, the ideal way to stretch-wrap the pallet (*where stretch-wrap is used*), the correct way to implement SSCC pallet labelling, and also the maximum pallet heights and pallet weights.

Despite concerted efforts to address the issues - and some good progress in recent years - pallet-level compliance remains challenging and there is still significant room for improvement in the way pallets are delivered into retailer DCs. Thousands of pallets are delivered every week exhibiting a wide range of issues: SSCC labels that do not scan (or are missing entirely), pallets with missing or broken boards, pallets with loose and trailing stretch-wrap, and pallets that are unstable and unsafe, to name a few. For safety and efficiency across the industry, it's essential that compliance to pallet-level standards is improved.

## LU/Pallet Quality, Structure & Tolerances

Retailers are completely aligned regarding the importance of the wooden pallet. While ubiquitous and easy to overlook, the condition of pallets can have an enormous impact on team member safety (*e.g. fall from height risks*) and on the operational efficiency within distribution centres (*e.g. damaged pallets detrimentally affecting automation and conveyor systems etc*).


As pallets will often be stored and retrieved at significant height, the integrity of pallet boards is of critical importance from a safety perspective (*loose boards may easily become detached and fall >10m to populated areas below*). Likewise, where retailers rely on increasingly-automated systems that interface with pallets in very specific ways (*lifting pallets via the side tunnels, storing pallets in High Bay Warehouses by the front and rear lead boards, transporting pallets on mechanised conveyors and lift systems etc*) it is critical that pallets conform to the specifications and tolerances upon which those systems were configured.

All retailers require that inbound pallets have been manufactured to the Australian Standard AS 4068-1993 Flat Pallets for Material Handling, and repaired to the relevant pool pallet repair standard (*recognising that the condition of pooled pallets will vary from their condition at time of manufacture*).

Specifically, this means that all three retailers require pallets that:


1. conform to the physical dimensions of 1165mm (L) x 1165mm (W) x 150mm (H)
2. are comprised of 150mm-wide lead-boards and 95mm-wide intermediate boards
3. have five boards on the base/underside (*two lead-boards, three intermediate boards*) and seven or eight boards on the topside (*two lead-boards, five or six intermediate boards*)
4. have all boards securely affixed to the bearers (*no loose or missing boards*), with all three bearers intact and in good condition
5. be comprised of intact boards that are not excessively affected by holes, cracks or splitting (*cracks cannot extend across >25% of the board width; holes cannot extend across >50% of the board width*)
6. have two pallet tunnels of 180mm on the underside of the pallet (*between each lead-board and the next intermediate board*)
7. have leadboards with largely-uniform leading edges (*face/edge variation cannot exceed 15mm*)
8. have lead-boards that are flush with the ends of bearers (*ideally*), or that are pushed back less than 15mm from the bearer end (*where the edge of the lead-board is not uniform and is itself indented, this face variation also counts toward - and compounds - the pushback calculation*).
9. exhibit no loose or protruding nails (*nail heads must be <1mm above the board surface*)
10. be free from contamination including dirt, oils, chemicals, debris etc

International-format pallets, cardboard pallets, and 'skids' are not accepted by any of these retailers (*where approved by the retailer, display pallets may be nested on a CHEP or Loscam pallet: check with the relevant retailer*). Currently, all three retailers have pallet hire/dehire arrangements with CHEP and Loscam only.



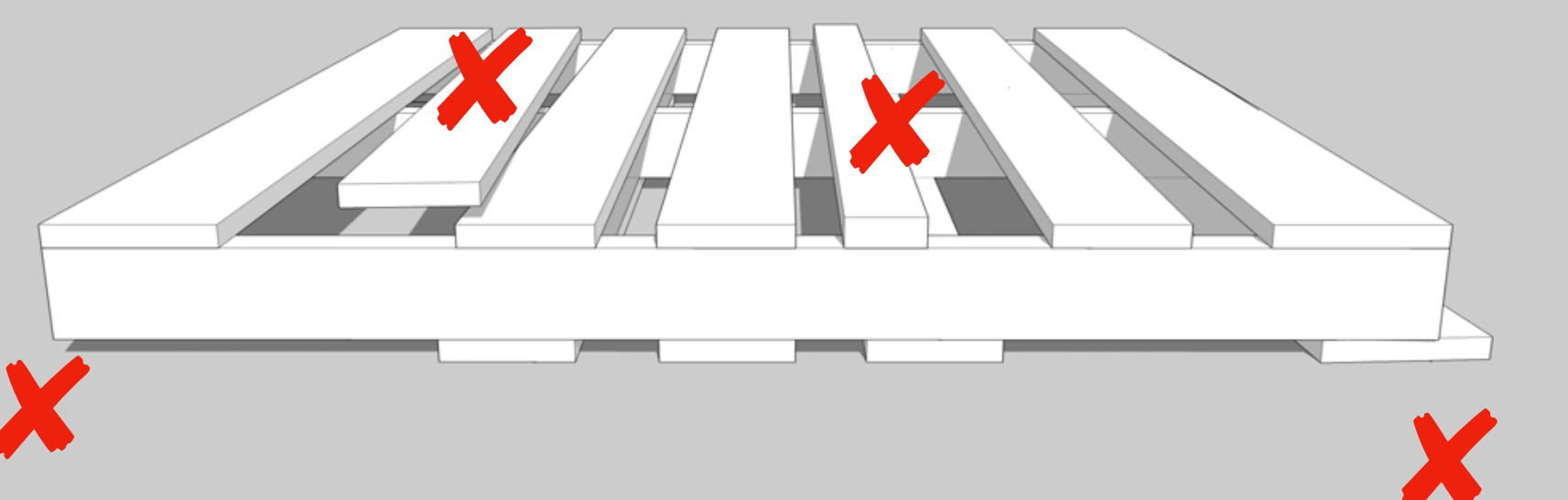
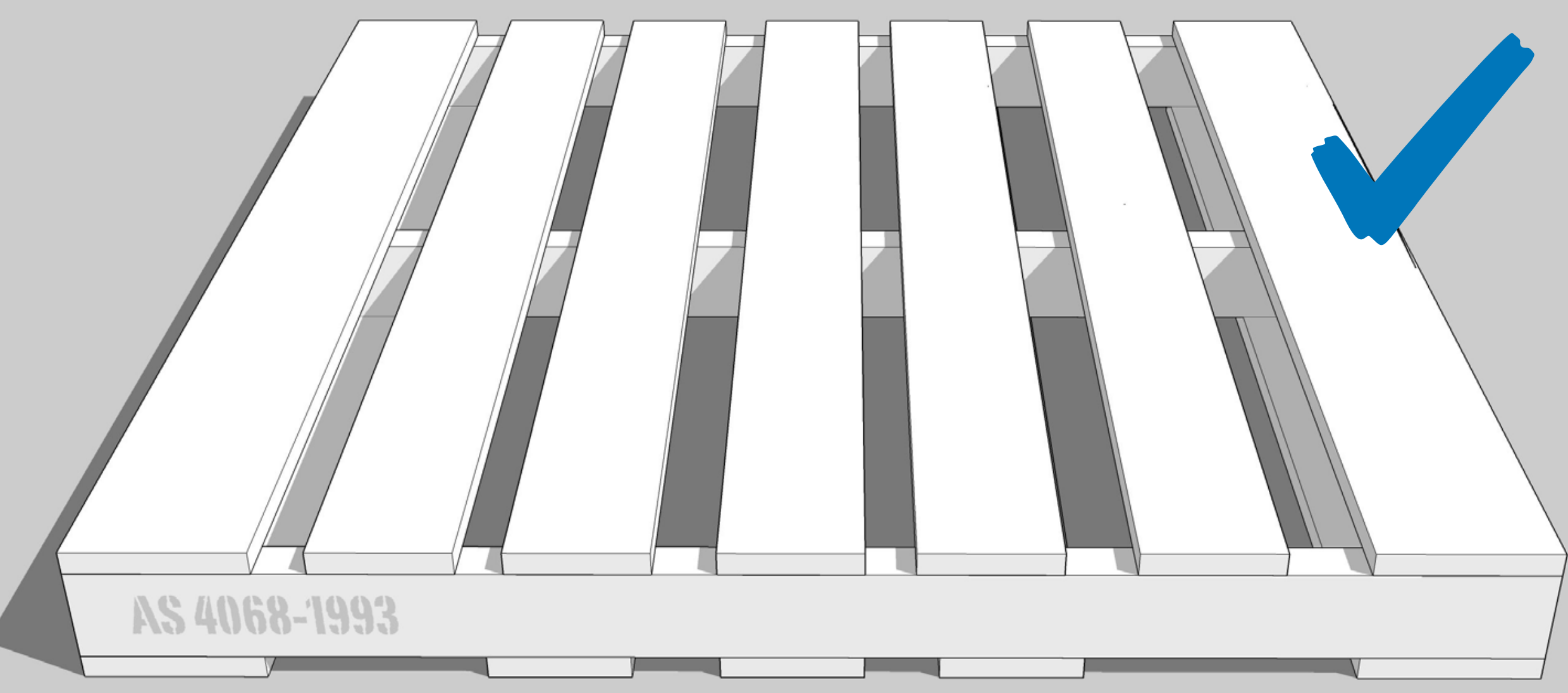


# Common Requirements for Pallets & Logistics Units



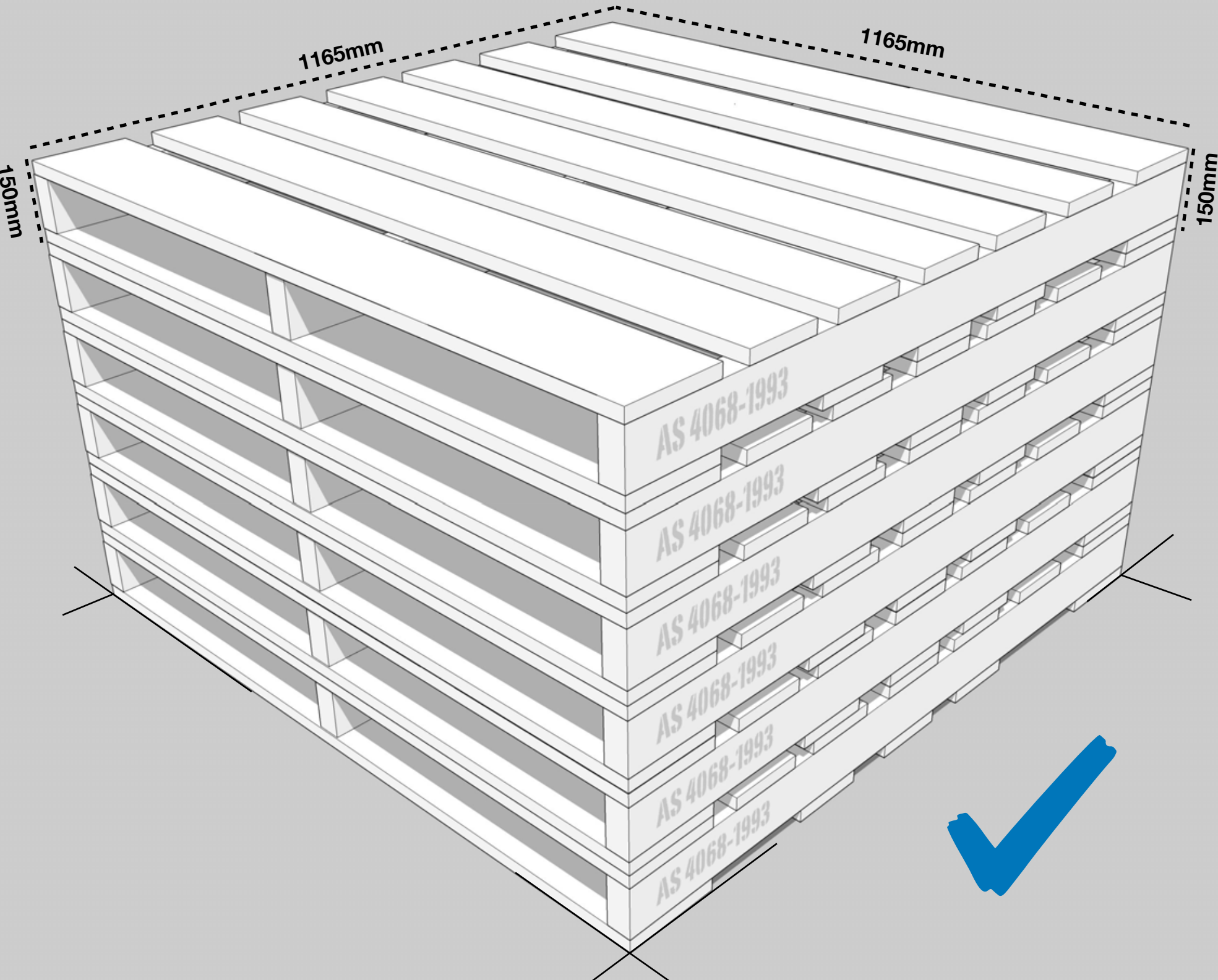
**Pallets must be safe, fully-intact and free from significant structural defects. Specifically, pallets must have:**

- No missing boards
- No loose, dislodged boards
- All boards of required widths
- All boards in required position
- Boards flush with bearers or pushed-back less than 15mm
- Boards intact and in good condition
- Manufactured to AS 4068-1993 standard

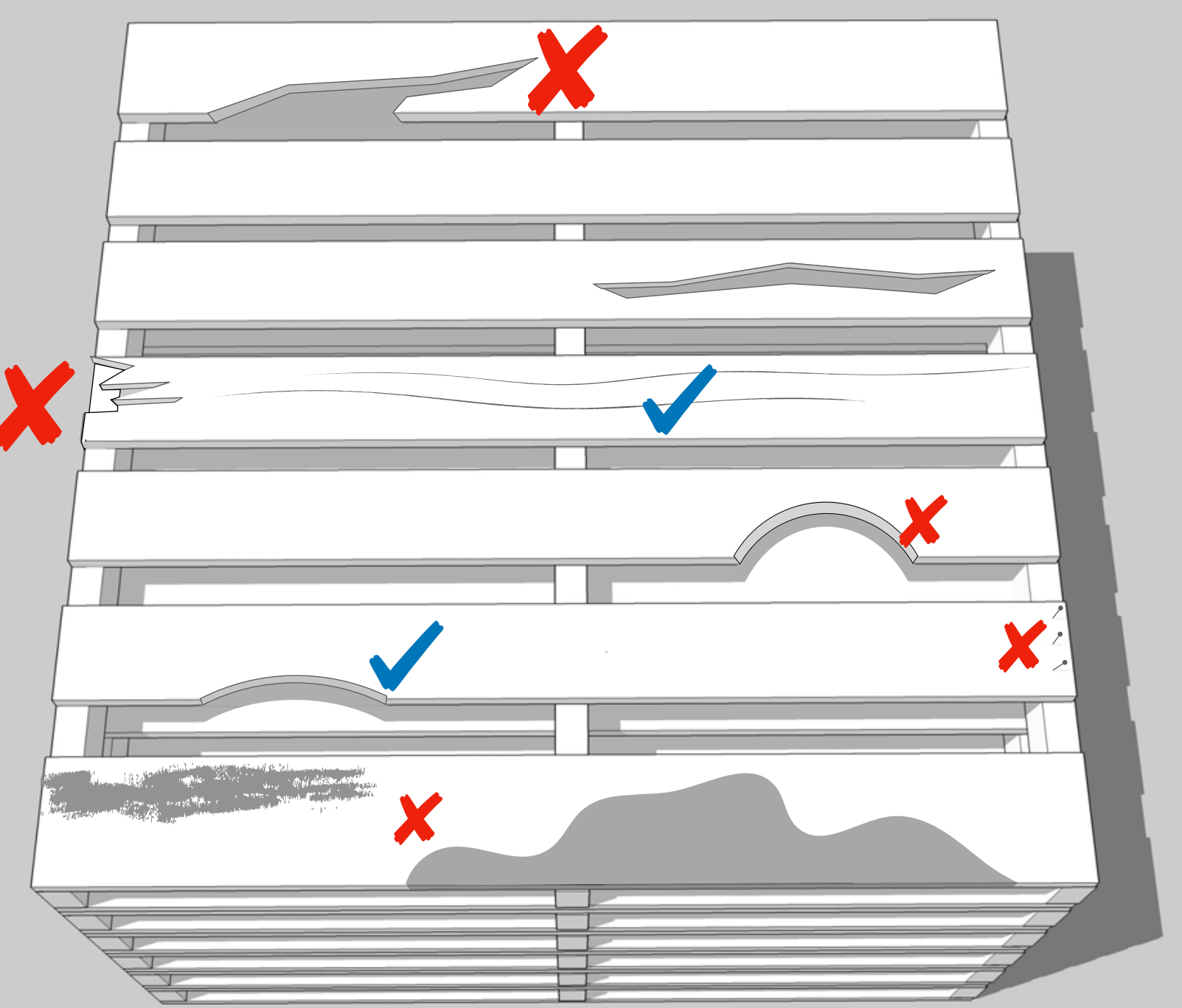



AS 4068-1993

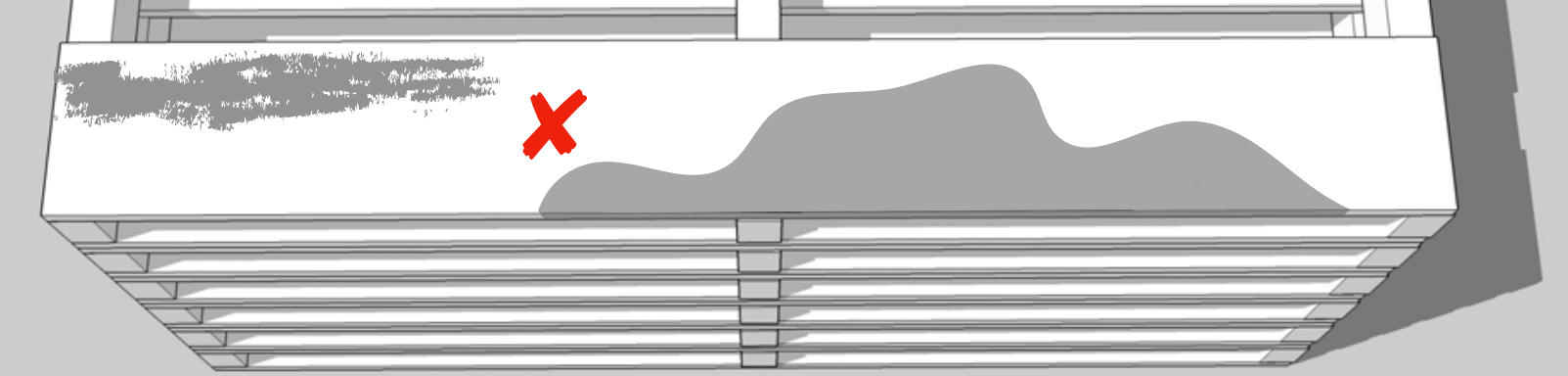
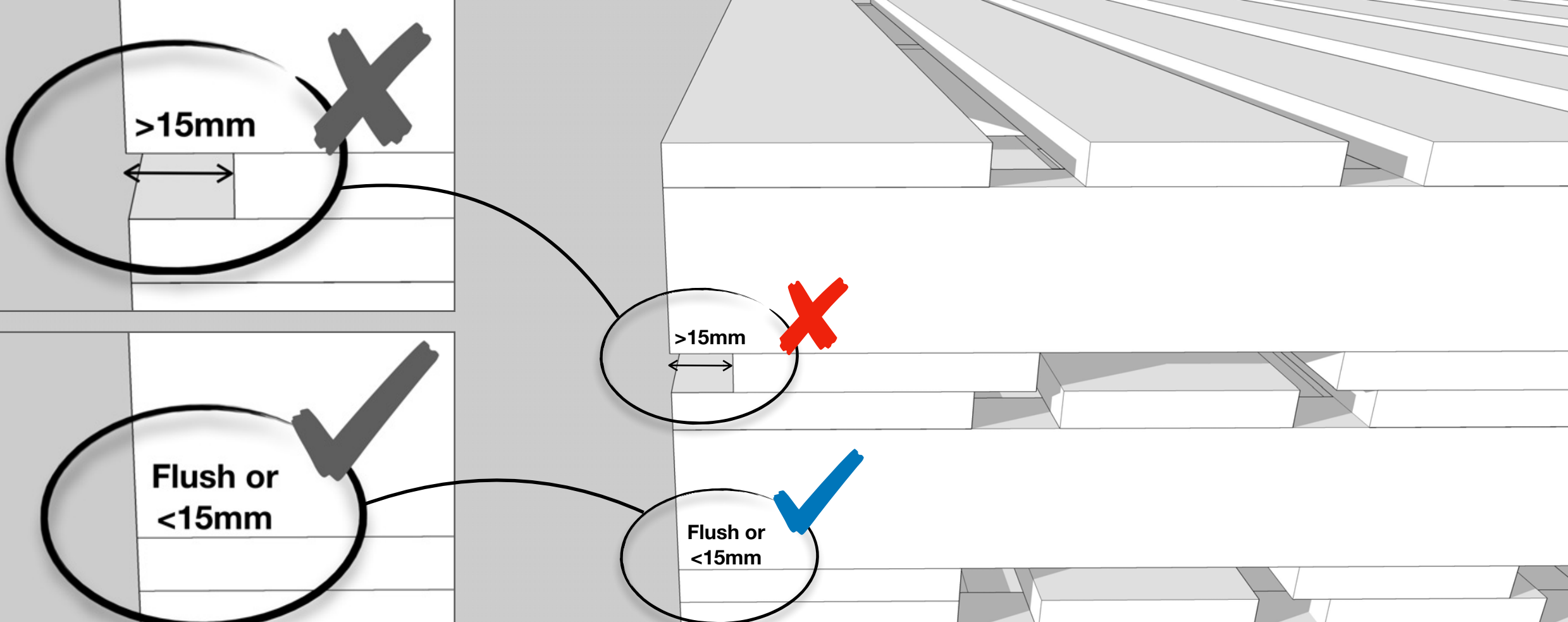
All pallets must be square (not twisted or distorted), conforming to the dimensions of 1165mm (W) x 1165mm (D) x 150mm (H)



**Pallets must be comprised of intact boards that are not excessively affected by holes, cracks or splitting (cracks cannot extend across >25% of the board width; holes cannot extend across >50% of the board width)**

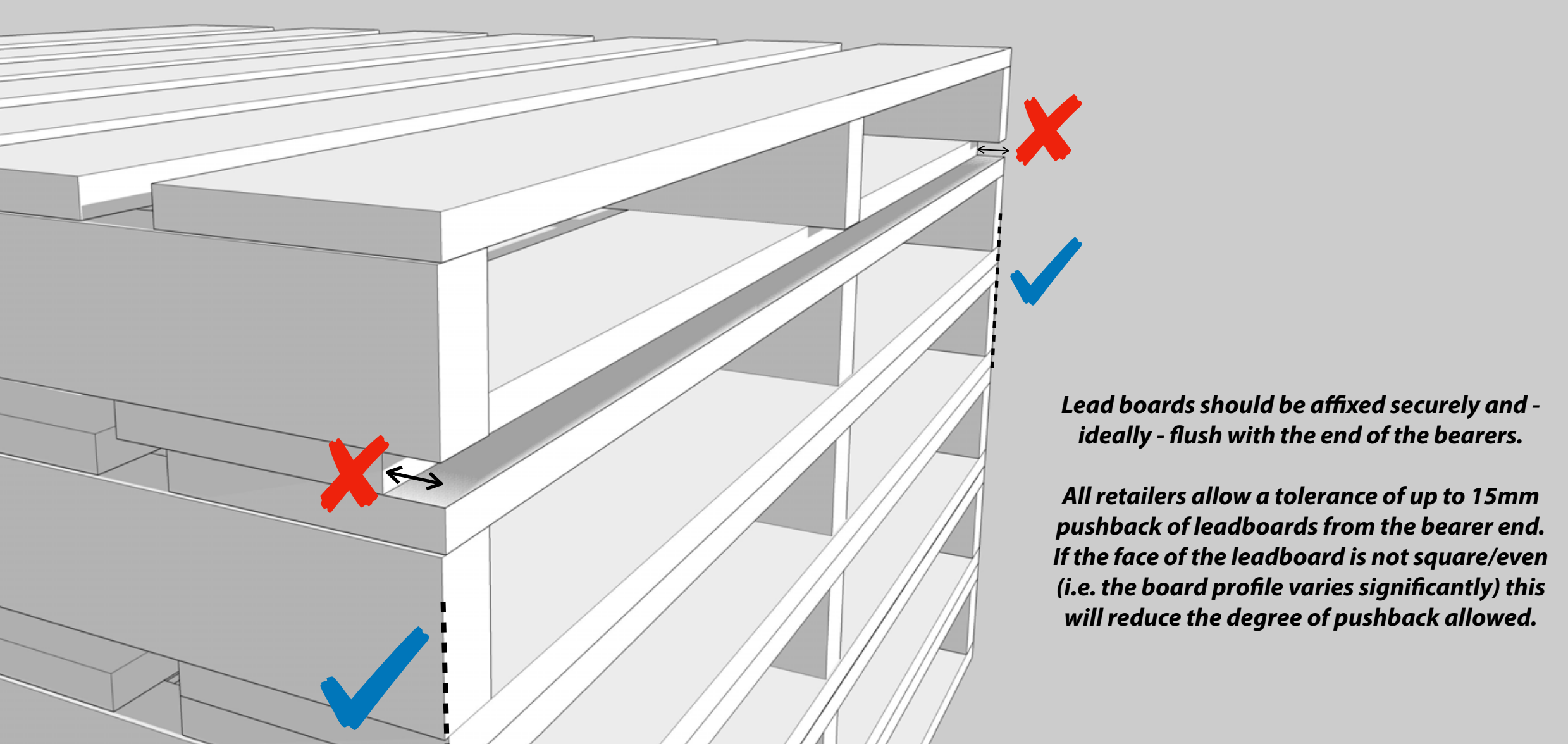


**Pallets must be free from contamination including dirt, oils, chemicals, debris etc, and must not exhibit loose or protruding nails (nail heads must be <1mm above the board surface)**

>15mm

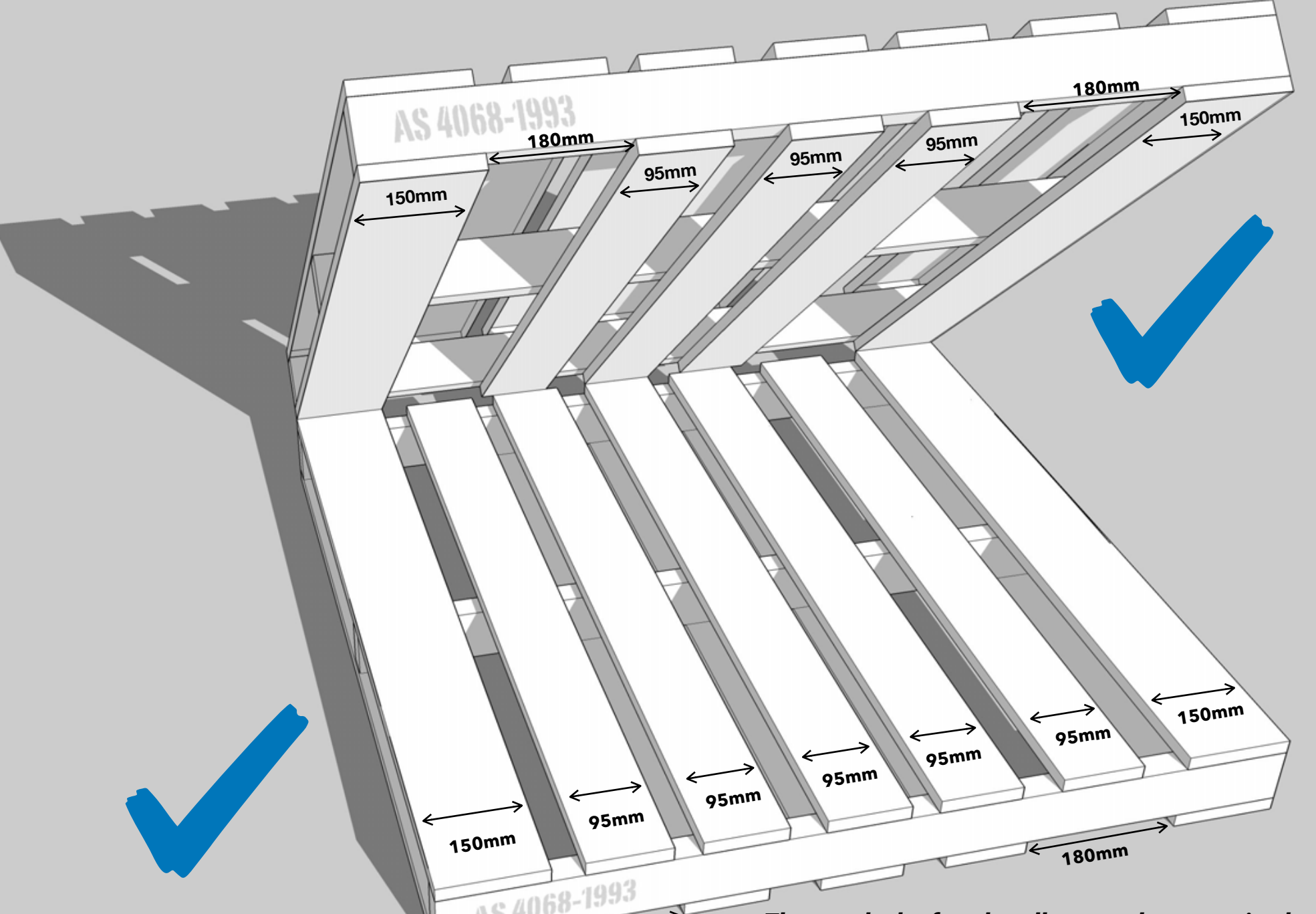
Flush or <15mm



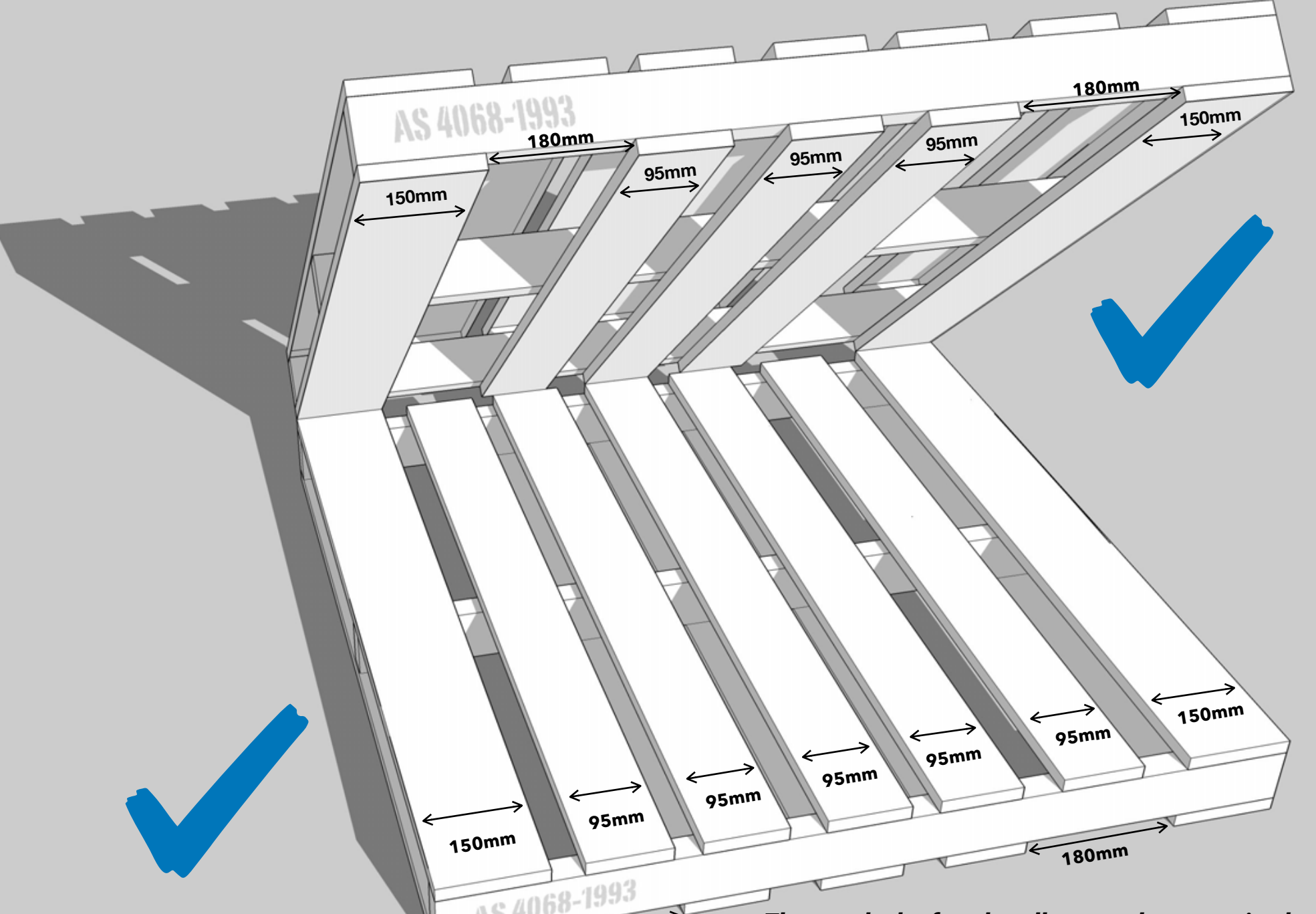
**Lead boards should be affixed securely and ideally - flush with the end of the bearers.**

All retailers allow a tolerance of up to 15mm pushback of leadboards from the bearer end. If the face of the leadboard is not square/even (i.e. the board profile varies significantly) this will reduce the degree of pushback allowed.

**The underside deck of each pallet must be comprised of five boards; two lead boards of 150mm width, and three intermediate boards of 95mm width. Two pallet 'tunnels' of 180mm must also be maintained, between the lead boards and the next intermediate board**



**The top deck of each pallet must be comprised of seven or eight boards; two lead boards of 150mm width, and either five or six intermediate boards of 95mm width**





# Common Requirements for Pallets & Logistics Units

## LU/Pallet Height

For all three retailers, **maximum pallet heights are capped by default at:**

- Ambient Product: **1.8 metres**
- Frozen Product: **Varies between 1.2 metres (e.g. Americold sites) and 1.8 metres**
- Chilled Product: **Varies between 1.2 metres (e.g. Americold sites) and 1.8 metres**

Retailers also link the maximum pallet height to the gross weight of the product on those pallets, applying further height restrictions for heavier product:

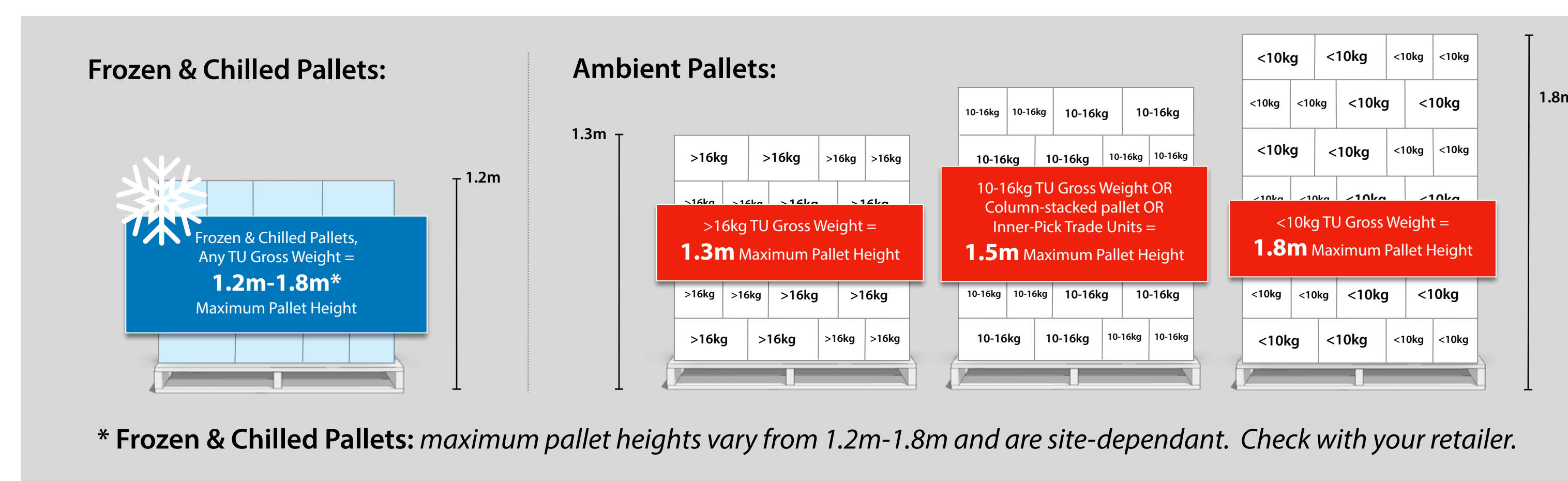
- where the trade units weigh **less than 10kg**, pallets may be stacked to a height of **1.8m\***;
- where trade units weigh **between 10kg-16kg**, the pallet may be stacked to a height of **1.5m**;
- where trade units weigh **more than 16kg**, the pallet height is restricted to **1.3m**.

*These limits reflect the additional risk of strain/injury to team members when picking heavier product at or above nominal shoulder heights.*

**Note:** for safety reasons, Retailers may elect to restrict the height of column-stacked pallets (e.g., to a 1.5m limit) independent of trade unit weight: please consult with individual Retailers for specific guidance.

*Exception #1: there may be instances in which a retailer is able to accept specific product into specific DCs at a pallet height outside this range, but this will require approval from the relevant retailer prior to despatching in this revised configuration. Unless specific retailer approval has been given (and this will usually also involve a Risk Assessment process with the retailer), the default maximum pallet heights apply.*

*Exception #2: there may be instances in which a retailer will require a lower HI than in the standard pallet configuration (even where Trade Unit gross weight is not a factor), if a specific DC in their network cannot accommodate a pallet at the full TlxHI. Any such exceptions will be communicated to the supplier as necessary.*



## LU/Pallet Weight

Woolworths, Metcash and Coles stipulate varying gross weight limits for inbound pallets. However, **the following maximum pallet weights** would be accepted by default across the three retailers:

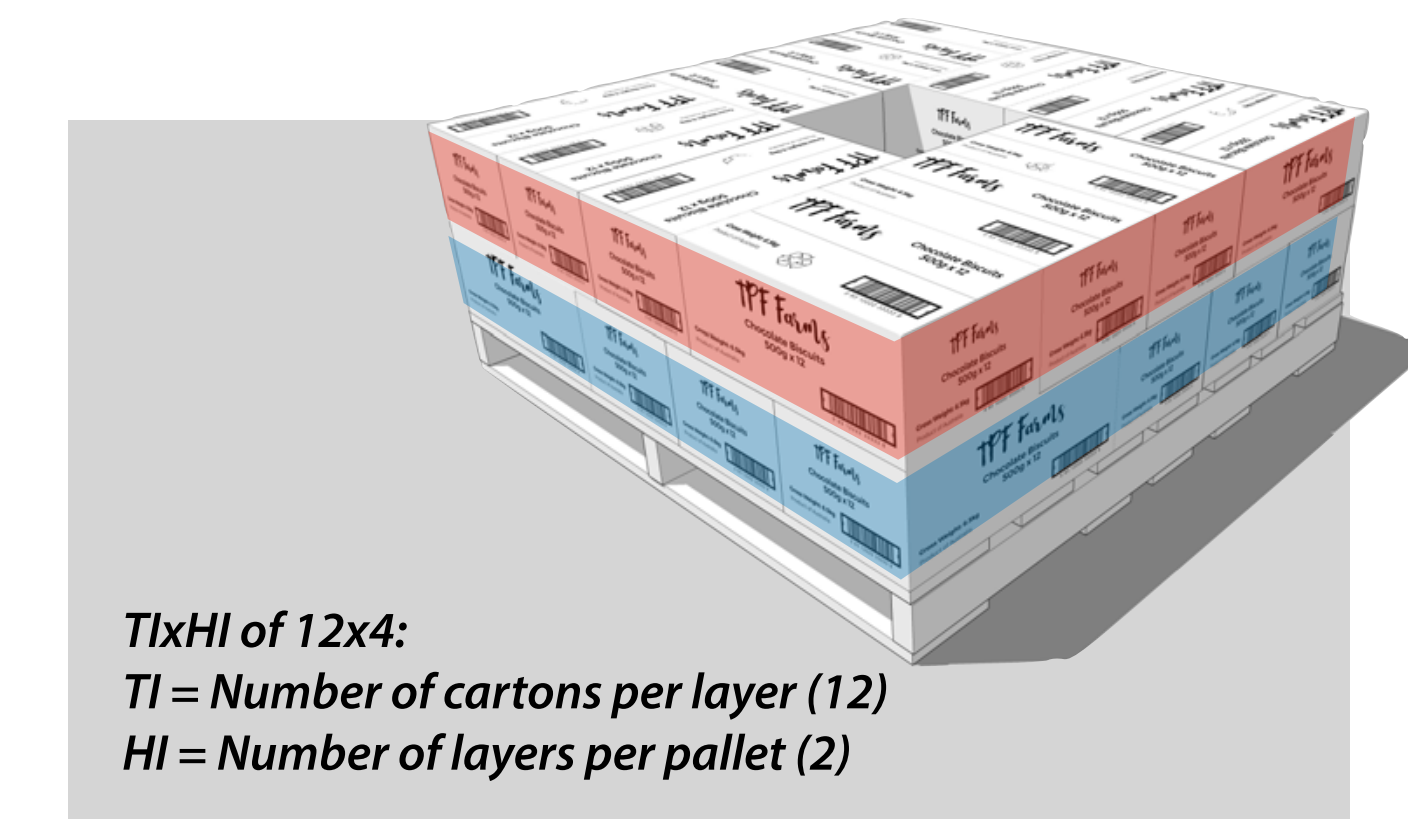
- Ambient Product: **1250kg gross weight\***
- Frozen Product: **1000kg gross weight\***
- Chilled Product: **1000kg gross weight\***

*\* Some retailers will accept higher pallet weights within their DC network; suppliers should check with the specific retailer(s) they are supplying or — if supplying to all retailers — could utilise the maximum weights noted above.*

Please remember that - as this is the gross weight limit - it includes the weight of the wooden pallet in addition to the total weight of the product (*wooden pallets are typically 30-40kg, but can vary with condition, age and moisture level*).

## LU/Pallet Configuration & TlxHI

For all retailers, it is essential that delivered pallets match the expected TlxHI and pallet configuration, as advised when ranging the product and as loaded in the retailers Warehouse Management System (WMS).



Every product has a defined TlxHI, reflecting the number of cartons or trade units that will be stacked on each layer (the "TI") and the number of layers that will be stacked on each pallet (the "HI"). Accordingly, a product loaded with a TlxHI of "12x6" in a retailer's system is expected to be received - consistently - as 12 trade units per layer, and up to 6 such layers on the pallet (*if the retailer ordered one half of a pallet, the "HI" would be reduced to 3, but the quantity per layer - the "TI" - would remain at 12*).

It is critical that suppliers deliver pallets in the correct TlxHI, as incorrect TlxHIs present a very serious risk to DC safety. The DC's WMS will use a calculation of the pallet height - based on the loaded TlxHI and trade units dimensions - and direct pallets to be stored in racking according. Where the actual, delivered TlxHI exceeds the system's expected TlxHI, team member safety will be compromised as they are directed to put pallets into racking - at height - that may not accommodate the pallet (leading to product falls etc).

Please note also that there may be instances in which a retailer will require a *lower* HI (a shorter pallet) than in the standard pallet configuration if a specific DC in their network cannot accommodate a pallet at the full TlxHI. Any such exceptions will be communicated to the supplier as necessary.



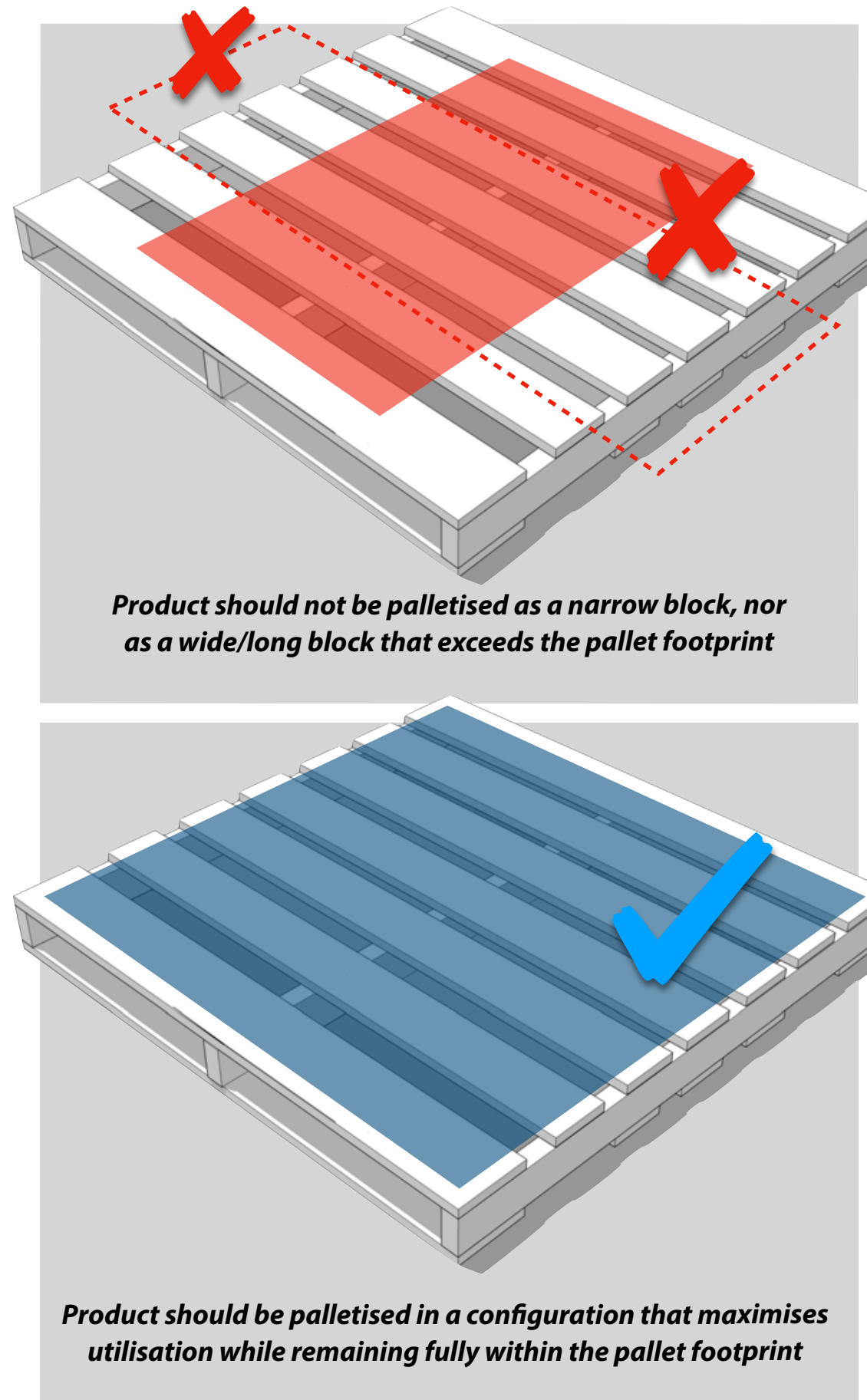
# Common Requirements for Pallets & Logistics Units

## LU/Pallet Utilisation & Overhang

All retailers require that product utilise the pallet footprint as fully as possible, while not breaching that pallet footprint with any overhanging trade units. The 'pallet pattern' or packing layout (along with the shape/size of the trade unit) should be carefully considered to achieve the optimal balance.

Under-utilising the pallet footprint (e.g. having a narrow pillar of product in the centre of the pallet) leads to stability issues, as there is little lateral stability in transit and product cannot be supported by plywood boards or surrounding pallets.

Conversely, having product overhanging any edge of the pallet footprint presents unacceptable safety risks (pallets may strike racking beams and uprights, or catch on adjacent pallets/product) and affect efficient transportation.

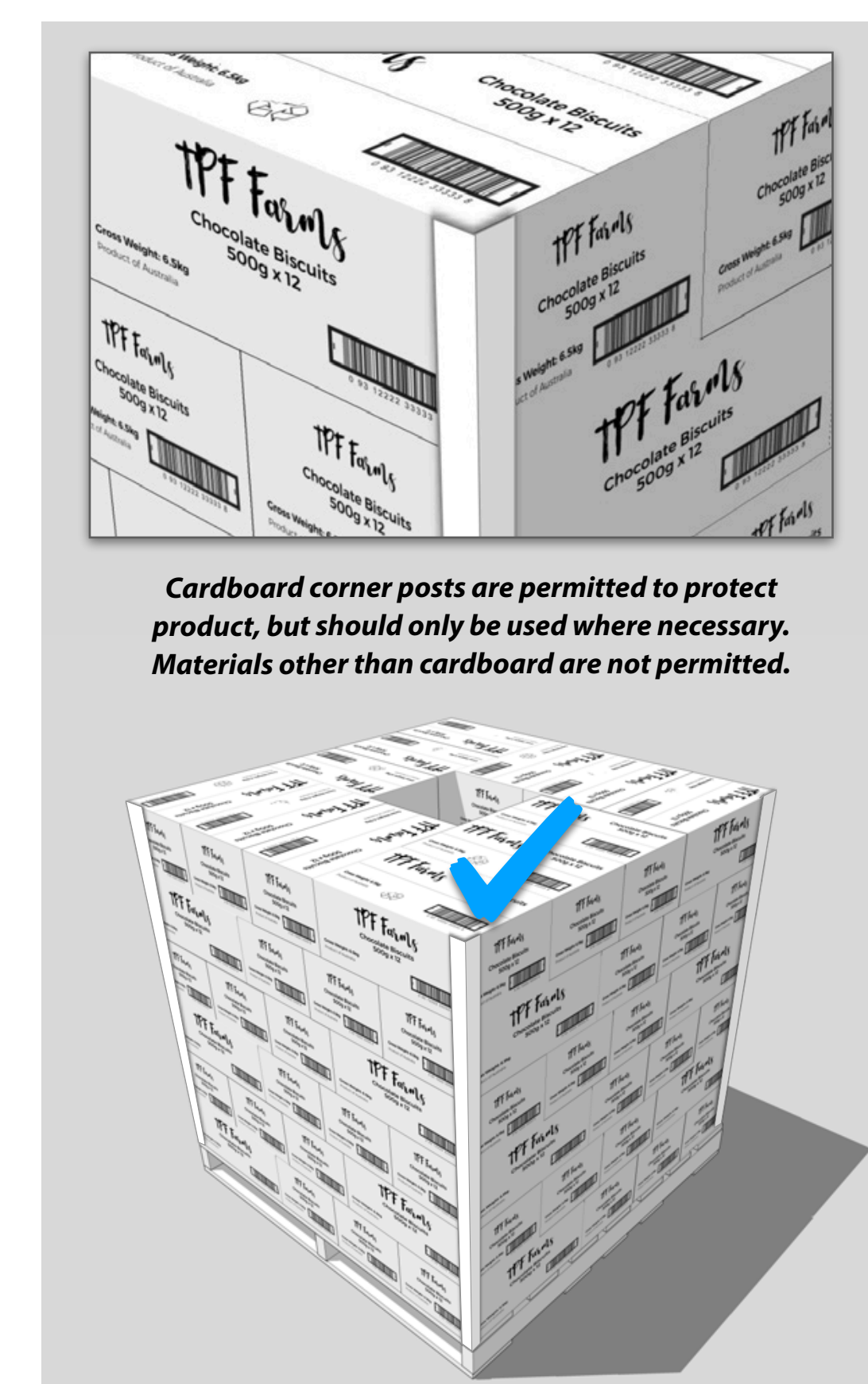


## LU/Pallet Corner Posts

Each of these retailers permit vertical, cardboard corner posts to be used on inbound pallets, where necessary to protect the product from damage in transit.

**This allowance is strictly for cardboard posts only - no plastic or metal corner posts are permitted.**

Note: as the addition of corner posts necessitates further collection and disposal of waste material, all retailers request that extraneous materials are kept to a minimum and only used where necessary.



## LU/Pallet Wrapping

All three retailers require that pallets delivered into their networks are made safe, stable and secure. Stretch-wrapping has been made mandatory for all pallets delivered into Coles. Woolworths and Metcash do not stipulate that all pallets *must* be stretch-wrapped, but are equally insistent on pallet stability and view stretch-wrapping as one of several approved (and effective) pallet stabilisation options. Stretch-wrapping is not mandatory for Woolworths or Metcash suppliers IF pallets have been made safe and stable by other effective means specifically-approved by the retailer.

**Where stretch-wrapping is used, all three retailers are aligned regarding how stretch-wrap needs to be applied:**

- Stretch-wrap must be applied with sufficient tension, and in a sufficient number of passes, to adequately secure the product - helping to minimise lateral movement in transit;
- Stretch-wrap must be secured to the top 30-50% of the wooden pallet, to help ensure that product is anchored to the pallet. *(It is important to all retailers that wrap does not extend lower than this point, as this will obscure the fork entry points of the pallet and lead to stretch-wrap 'dags' as fork tines pierce the wrap (these 'dags' can interfere with pallet profile scanners, and can cause the pallet to be rejected from automated infeed points));*
- Stretch-wrap must have no loose, trailing ends or 'tails': all retailers require that wrap ends are secured, as loose wrap poses safety risks and may also interfere with automation;
- Opaque/black stretch-wrapping is not to be used when delivering into Coles, Metcash or Woolworths: receiving staff need to have full visibility of the product to validate item, quantity, condition, date codes and also to scan barcodes - hence only clear stretch-wrapping is permitted.

All three retailers prohibit the use of nylon or string netting to wrap pallets, as this can present significant safety issues, and introduces problems for removal and waste disposal in DCs.

Low-adhesion stretch tape is permitted by all retailers **ONLY** for products needing adequate ventilation in the fresh category; the use of standard 'Sticky Tape' to stabilise pallets is **NOT** permitted by any Retailer.





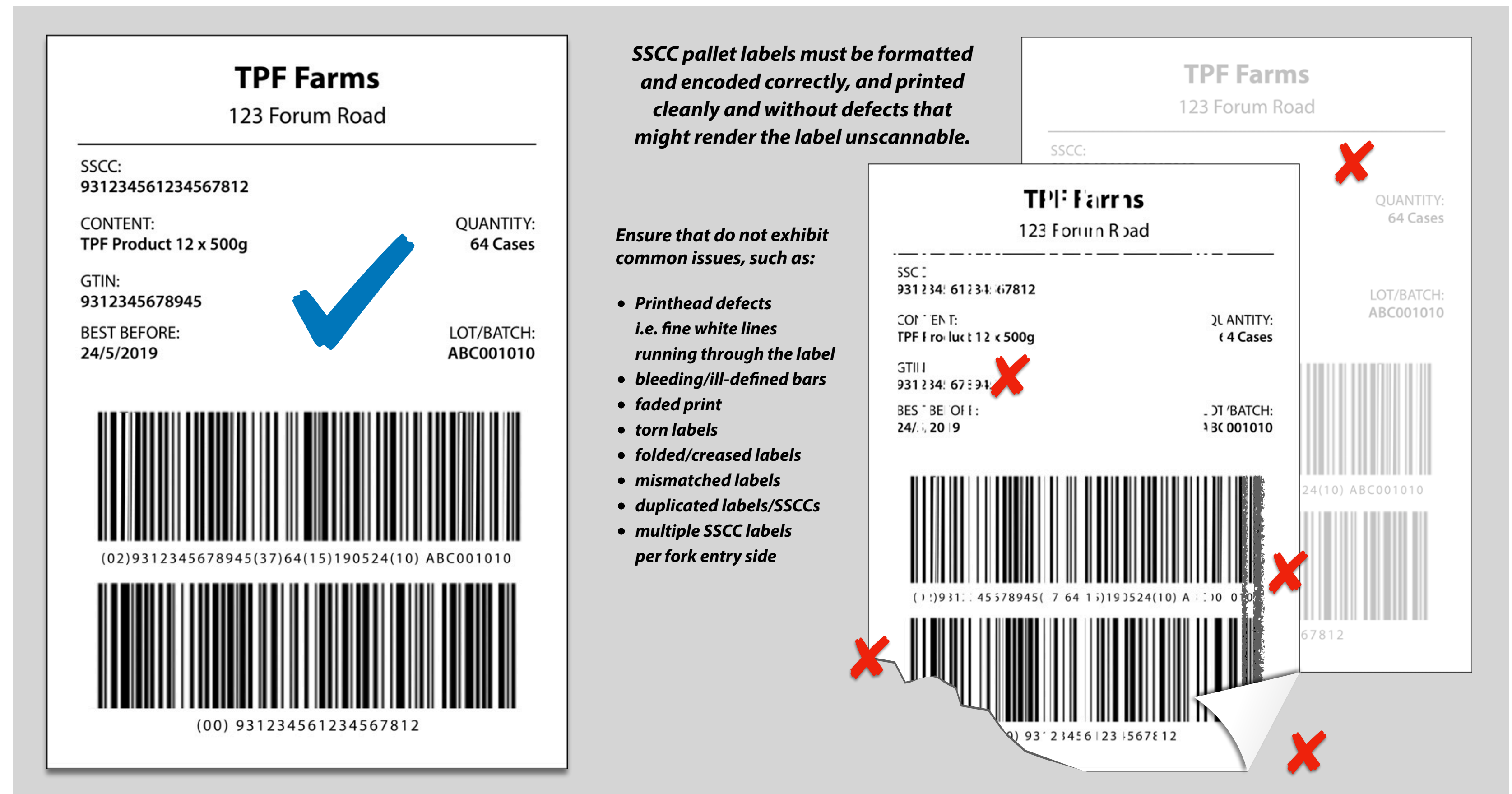
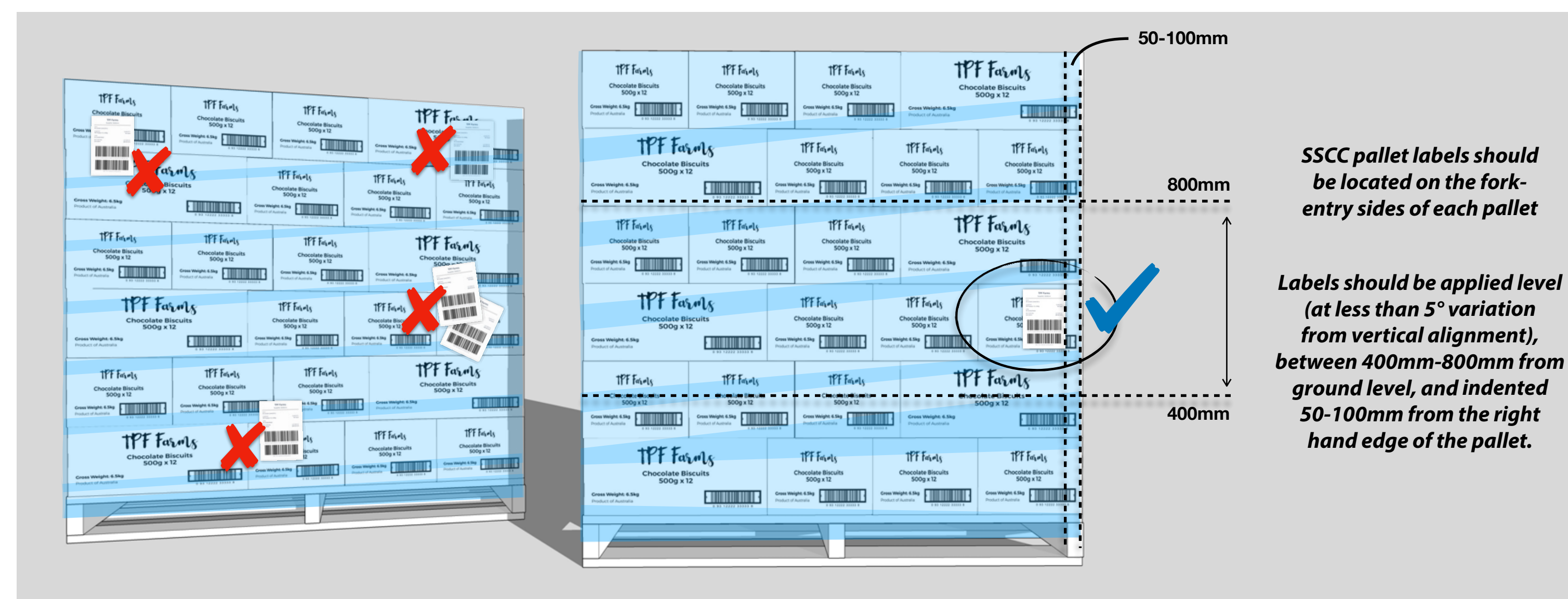
# Common Requirements for Pallets & Logistics Units

## LU/Pallet Labelling

All retailers rely on SSCC pallet labelling to efficiently and accurately process inbound pallets. Scan receipting via the SSCC pallet label drives significantly-improved efficiency and accuracy, reducing the impact of human error and misidentification, and saving the time-consuming task of manually entering multiple fields of information into a receiving system.

All three retailers have aligned requirements with respect to SSCC pallet labelling:

1. Adherence to GS1 numbering and barcoding specifications is critical
2. SSCC labels must accurately reflect the product contained within the pallet
3. SSCC numbers must be unique - having not been used anywhere in the previous 12 months
4. SSCC numbers must be applied in matching pairs - one per each fork entry side of one pallet
5. SSCC labels must be placed correctly on each fork entry side of the pallet as follows:
  - a. located between 400mm-800mm from floor level
  - b. indented 50-100mm from the right hand edge of the pallet
  - c. at no more than 5° variation from vertical alignment (ensuring fixed-head scanners can read the barcode)
6. No more than one SSCC pallet label pair should be applied to a pallet (unless a pallet of mixed SKUs): consolidated cartons of the same product should be prepared with one SSCC label (per fork entry side) reflecting the total carton quantity (and the earliest/shortest date code information)
7. Label print quality must be to a high standard and high decodability, with no print defects (such as fine line breaks running through the label, caused by dirty/damaged print heads)



## Retailer-specific Logistics Unit/Pallet requirements:

As some Logistics Unit requirements are not fully aligned across retailers (e.g. slipsheets, pre-pack display units etc), and as there are some areas where individual retailers provide additional detail and commentary, it is important to also review the retailers' individual Standards/Specifications documents. Those guides are available for download at the following locations:

- **Woolworths:** Woolworths Supply Standards <http://woolworths.my/supplystandards>
- **Metcash:** Metcash Supply Standards <https://metconnect.metcash.com/food/s/article/Supply-Standards-Food>
- **Coles:** Coles Supply Standards <https://www.supplierportal.coles.com.au/csp/wps/portal/web/SupplyChain>

## Multi-Coded Pallets (MCPs):

While Multi-Coded Pallets (MCPs) are not within the scope of this Common Delivery Guidelines for Industry document, it is important to understand how trade units of identical product with varying date codes can be palletised and labelled compliantly. MCP guidelines are available at the AFGC's Trading Partner Forum Resources page:

<https://www.afgc.org.au/industry-resources/trading-partner-forum-resources/collaborative-logistics>



# Common Requirements for Pallets & Logistics Units

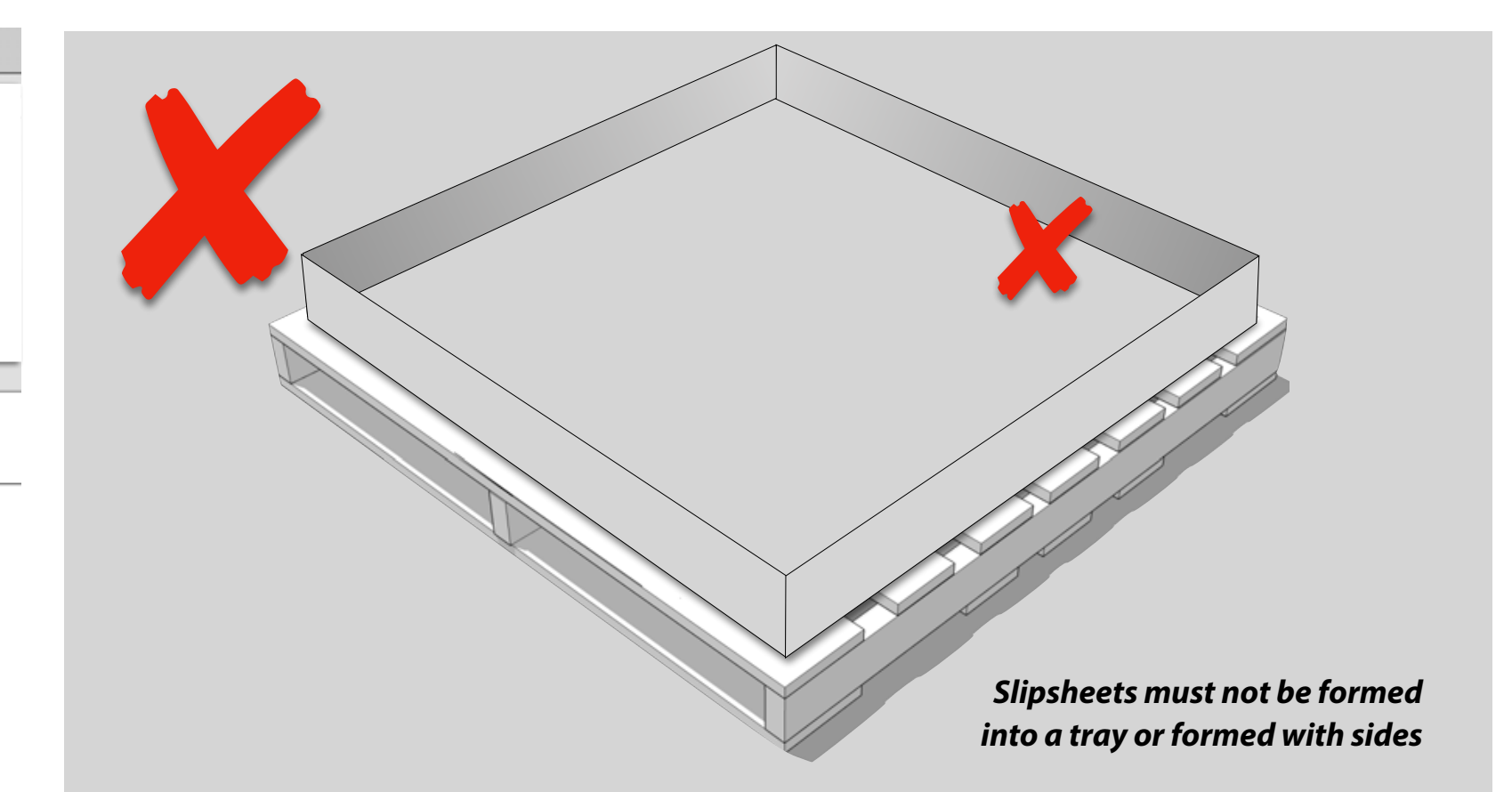
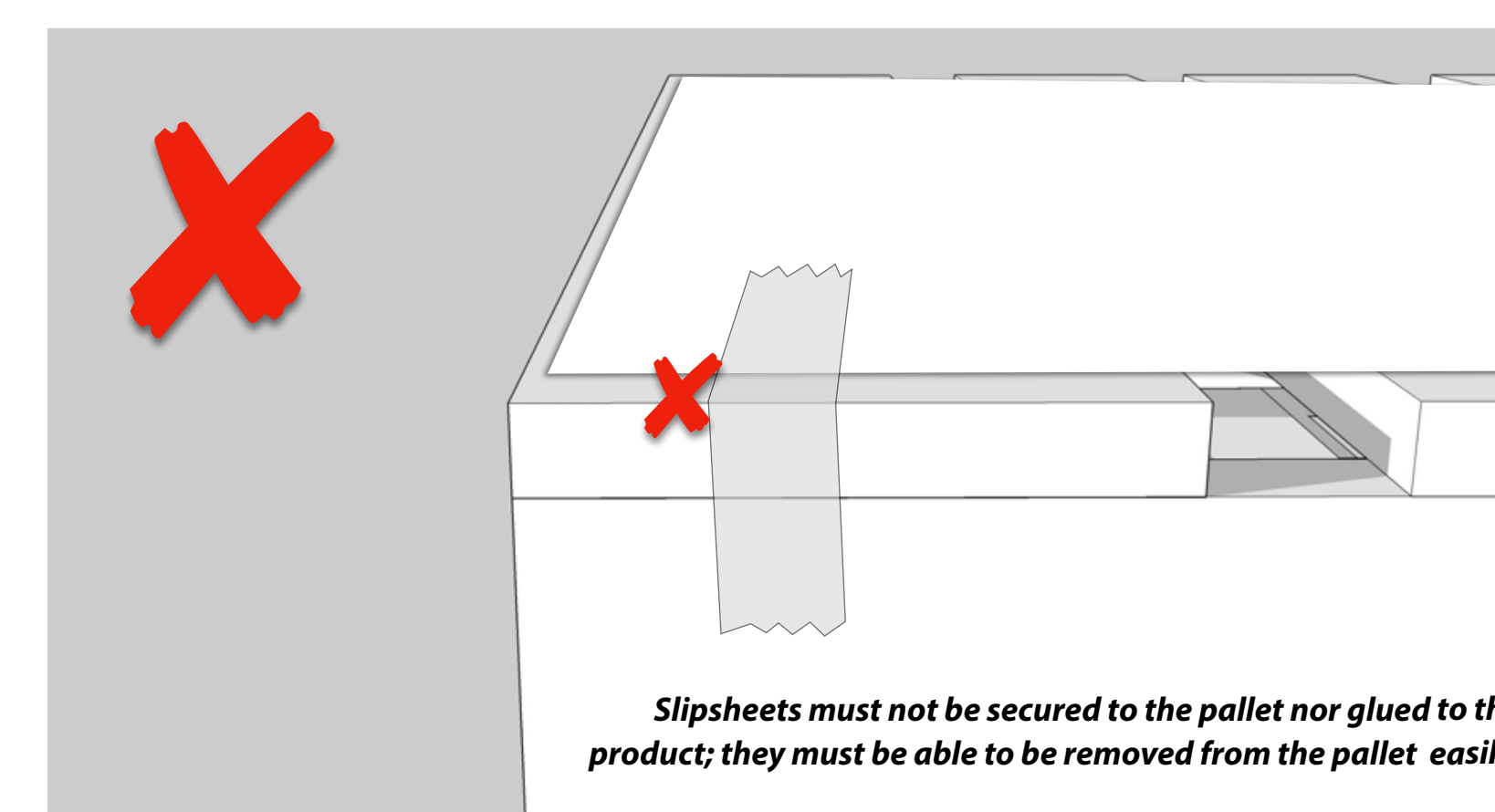
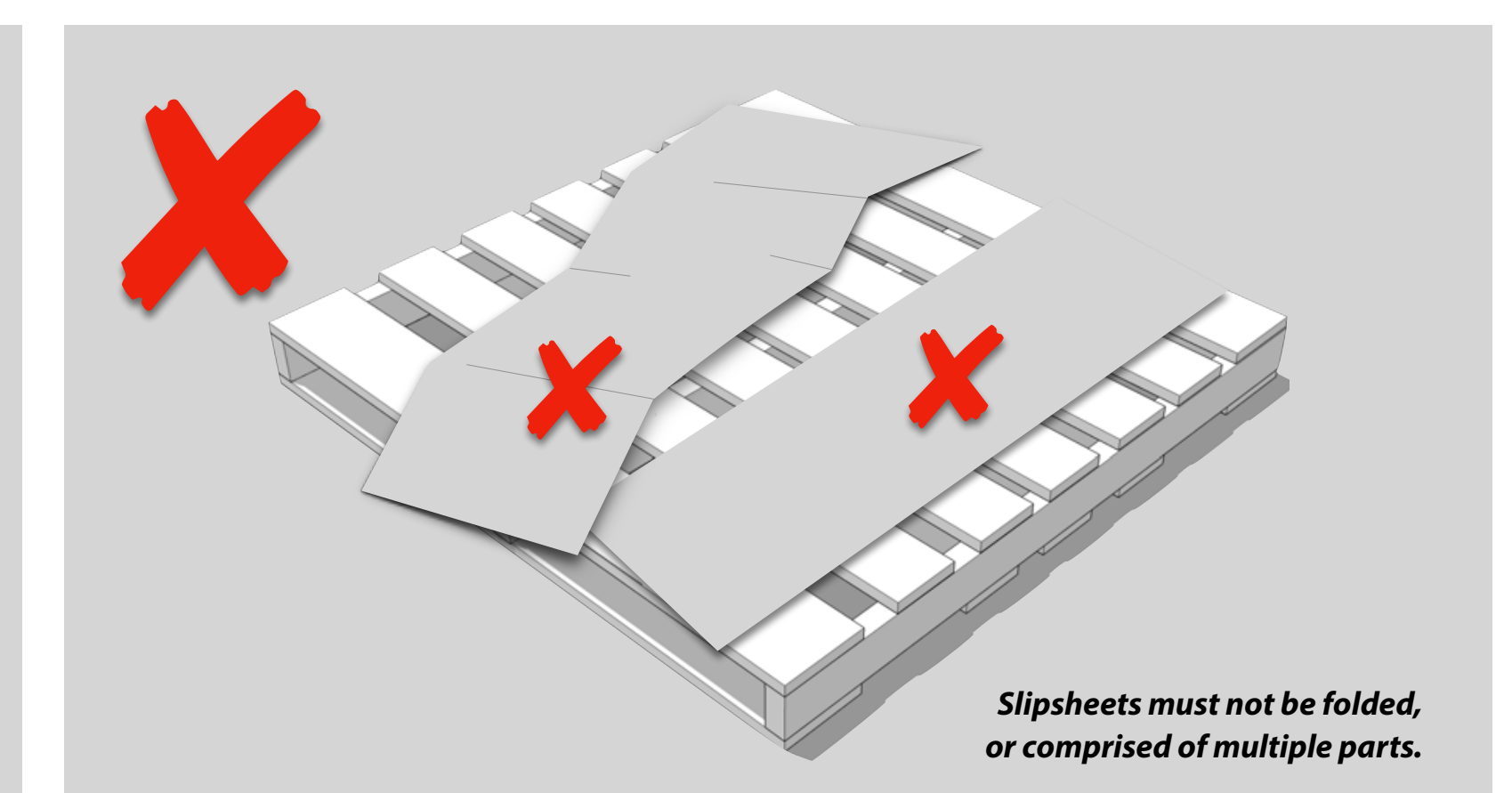
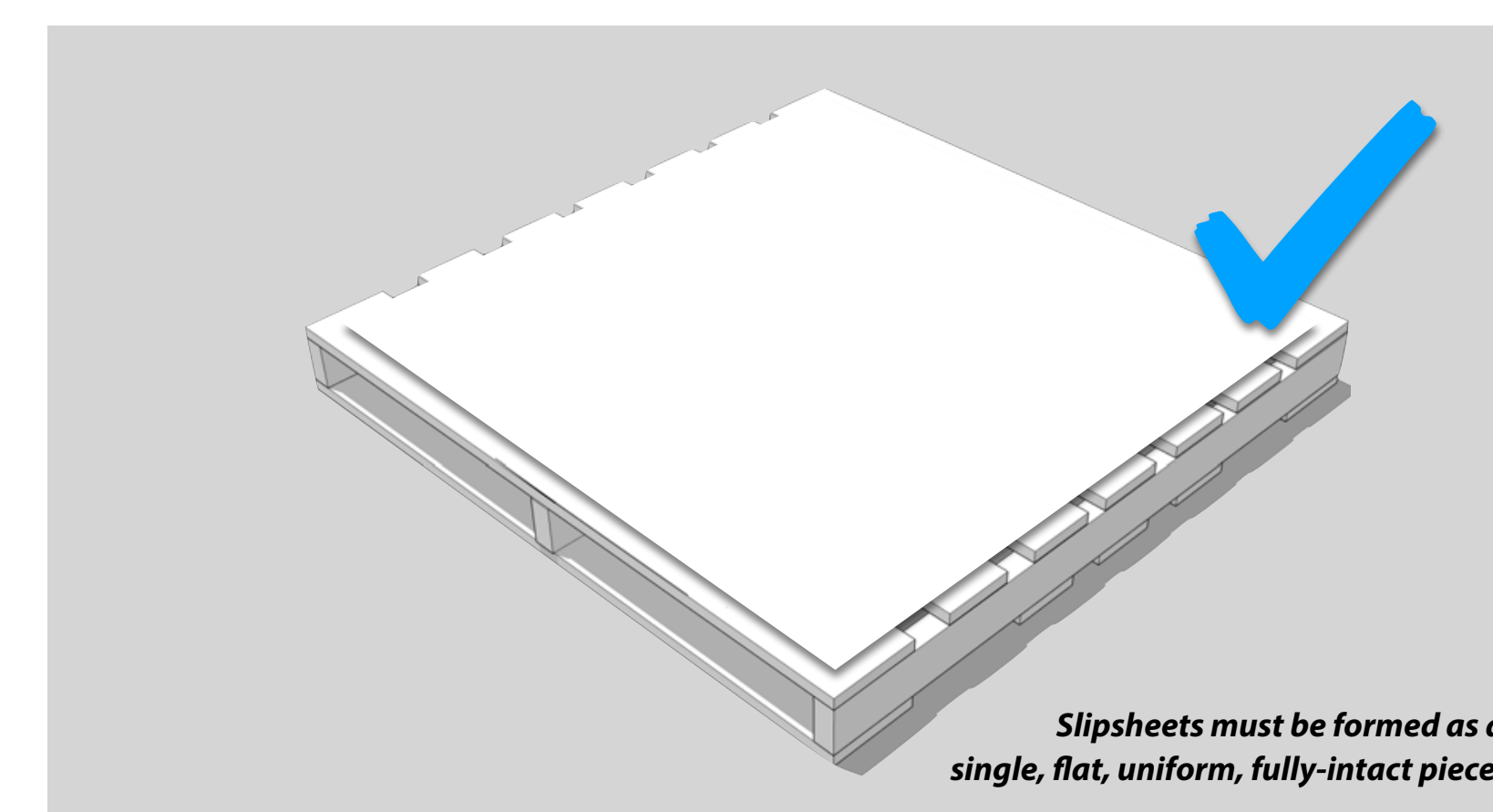
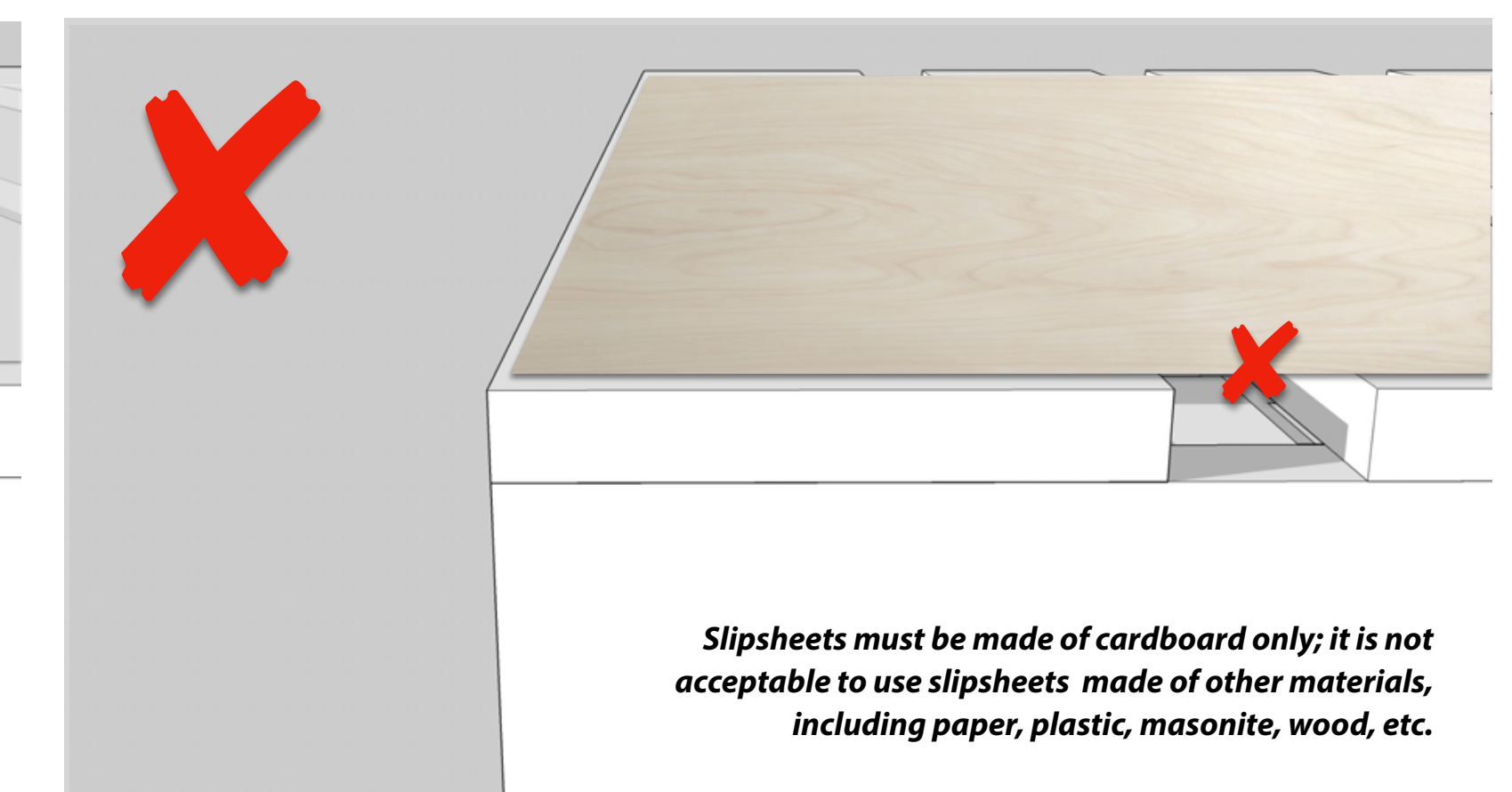
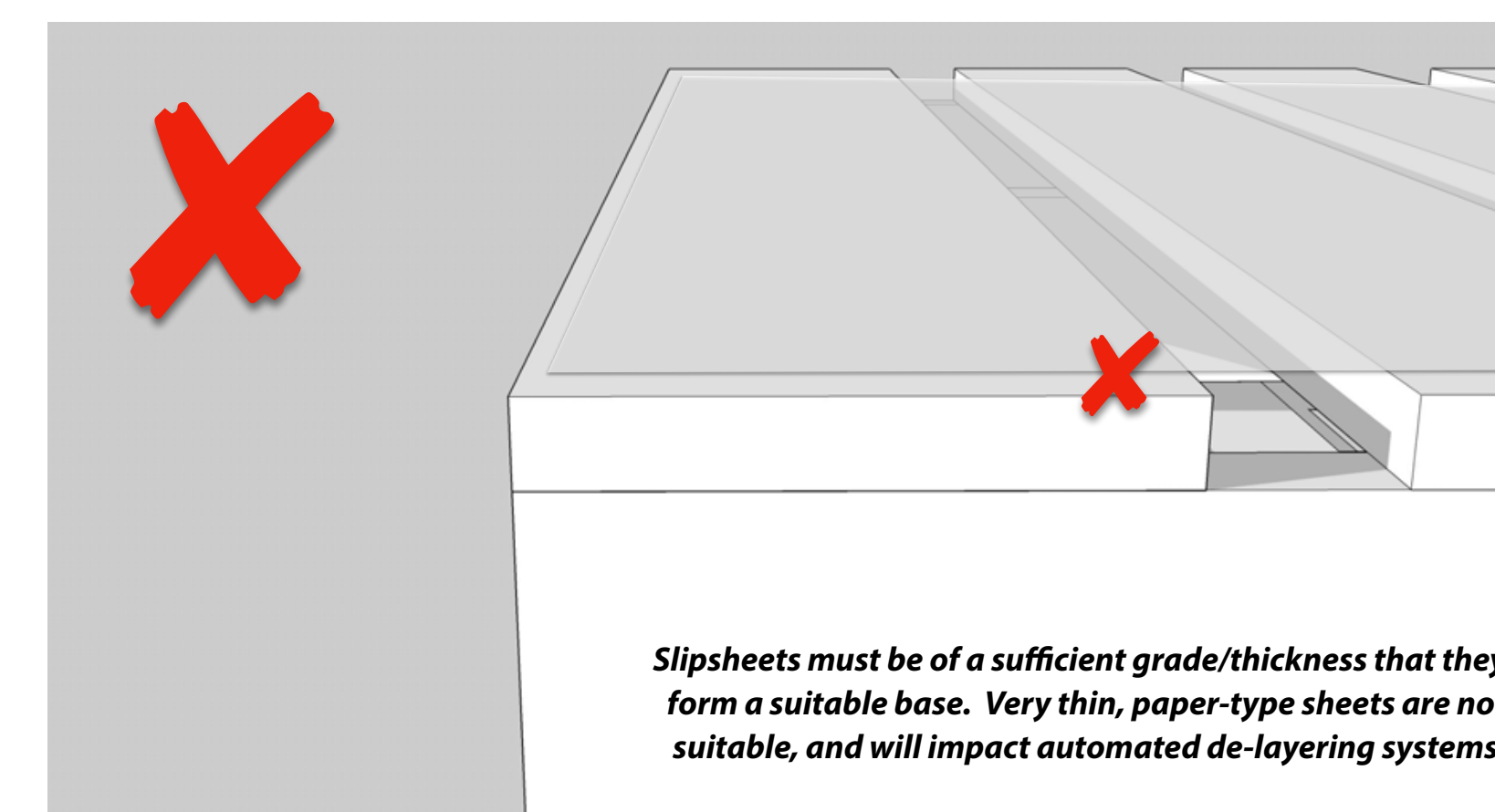

## LU/Pallet Slipsheets

All three retailers have aligned requirements regarding the use of slipsheets.

Cardboard slipsheets and pallet pads are permitted for use within each retailer's network, subject to the requirements below. Slipsheets can provide valuable benefits such as preventing damage and contamination to the base row cartons from nails, splinters and moisture.

### Pallet slipsheets and pallet pads must:

1. Be made from solid cardboard for safety and ease of disposal.
2. Be of at least the following grade/thickness:
  - $\geq 1\text{mm}$  for solid cardboard
  - $\geq 2\text{mm}$  for corrugated cardboard
3. Be no larger than the pallet footprint (1165mm x 1165mm.)
4. Not be made from any non cardboard materials (i.e. paper, plastic, masonite, wood etc.)
5. Not be glued to cartons.
6. Not be folded.
7. Not be formed to have sides, either as a base, walls or tray.
8. Not be used as a formed pallet lid.
9. Not consist of more than one part per layer.
10. Not have any holes.
11. Not be secured to the pallet





# Common Requirements for Advance Shipping Notices (ASNs)



# Common Requirements for Advance Shipping Notices (ASNs)

## Common Requirements for Advance Shipping Notices (ASNs)

Advance Shipping Notices - or ASNs - are an important part of all three retailers' supply chain operations and provide valuable forward visibility of inbound orders. In selected cases, ASNs can also allow for Express Receipt of loads by the retailer (*wherein a full load can be received by scanning just a single SSCC label associated with an ASN*) improving vehicle turnaround times and reducing transport costs.

Each of the three retailers have the facility to receive ASN messages from approved, 'live' suppliers, and there is an expectation that all suppliers who have been formally and successfully 'on-boarded' by each retailer's eBusiness/eCommerce team will transmit accurate and timely ASNs for their loads.

All three retailers monitor their ASN messaging gateways, responding to late, stalled or inaccurate ASNs and working with suppliers and DCs to quickly remedy any problems: loads will occasionally be waiting at DCs unable to be receipted, while the teams work with the supplier to find a late/missing ASN.

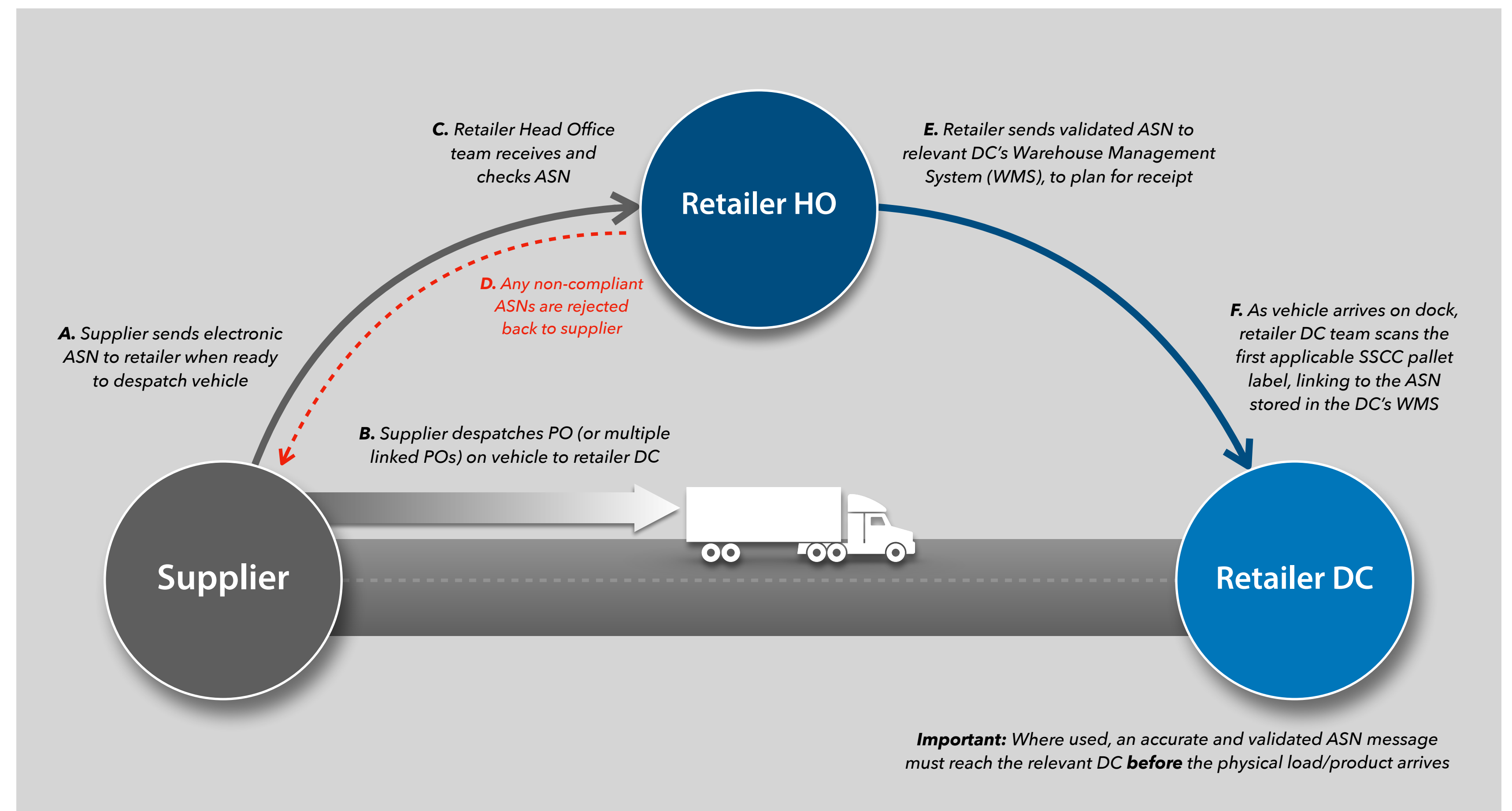
**Regarding ASN messaging, retailers agree on the following criteria/expectations:**

- Minimum EANCOM2002 standard for ASN messaging alignment
- Must have existing EDI capability (ie PO/POA/Invoice) and be live on the retailer's eTrade platform
- ASN messaging implementation must be tested/validated by retailer's eTrade/eCommerce team
- ASNs must accurately reflect the products (GTIN/SKU, quantity etc) on the relevant PO
- ASNs must accurately reflect details such as delivery location (GLN etc)
- ASNs must be sent and received well in advance of vehicle arrival at retailer DC
- ASNs cannot be split across multiple vehicles

Beyond ASN exchange, those retailers who offer Express Receipt functionality (to approved suppliers) agree that Express Receipt can only be offered to suppliers who exhibit the following criteria:

- Consistent, accurate ASNs
- Consistent, accurate, high quality SSCC pallet labelling
- Sustained, high level of conformance to essential enablers including MLOR/shelf-life
- Strong "On Time" performance, minimal Purchase Order No Shows

Importantly, Express Receipt functionality is offered at the discretion of each retailer, and generally with approved suppliers on a case-by-case basis: please contact your retailer for more detailed information.





# Common Expectations for DIFOT & On Time Delivery



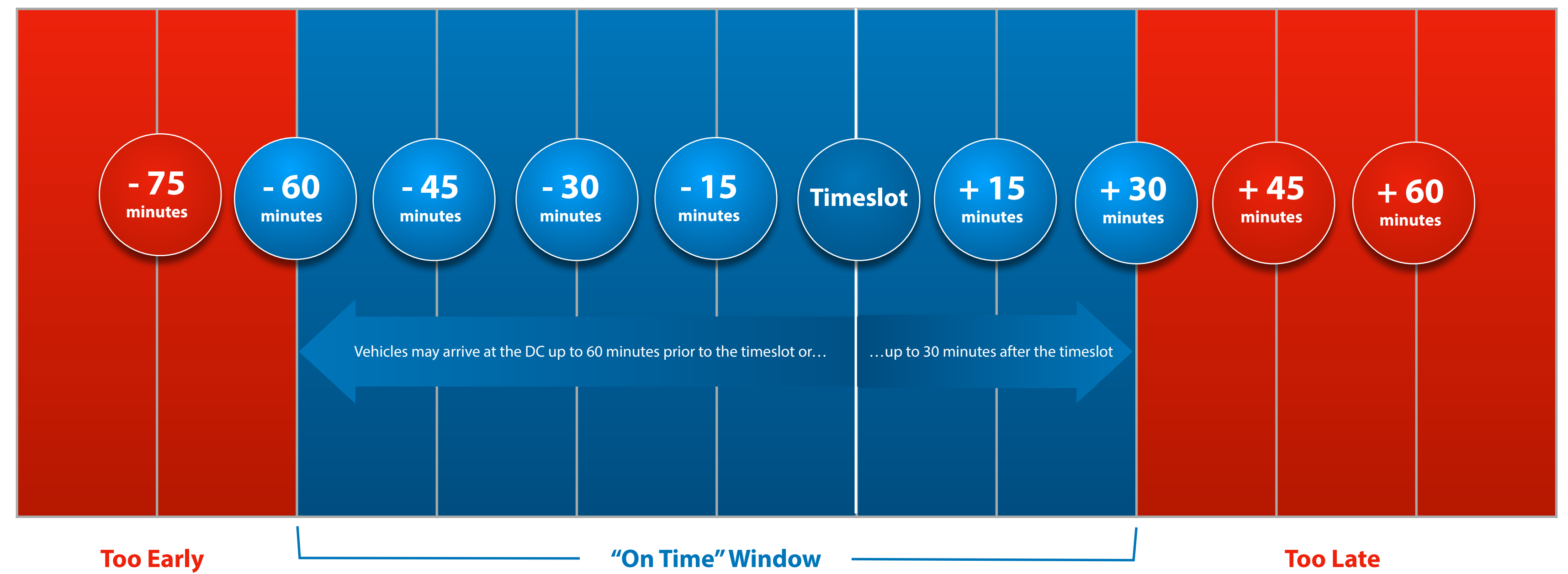
# Common DIFOT & On Time Expectations

## Common Expectations for DIFOT/On Time Delivery

Woolworths, Metcash & Coles all consider customer satisfaction and a positive customer experience to be at the core of their objectives, and their supply chain teams place enormous importance on product availability. Customer satisfaction, customer loyalty and sales all rely on being able to satisfy customers with strong, consistent availability of their favourite products and brands.

Accordingly, all three retailers place a very strong emphasis on Inbound Service Level and DIFOT: the ability of their suppliers to Deliver In Full and On Time. All three actively track and measure inbound performance of their suppliers against service level targets, and share performance scorecards with supply partners (*comparing actual purchase order receipts against expected arrival times and expected carton fill*). While there is variation in technical capability and distribution, and differences in how some performance measures are calculated, retailers agree on what constitutes "On Time" delivery.

Across all three retailers, suppliers are expected to deliver each order within its "On Time" window. This On Time period is universally defined as a 90 minute window around a scheduled timeslot: specifically, the On Time window begins **60 minutes prior** to the scheduled timeslot, and ends **30 minutes after** that timeslot. For example; for a 9:00am timeslot, all three retailers allow the order to arrive up to 60 minutes early (8:00am) and up to 30 minutes after (9:30am) to still be considered On Time. Orders delivered outside of this range are considered to be Early/Late.





# Pre-Despatch Checklist & Additional Resources



# Pre-Despatch Checklist & Supporting Resources

## Supporting Resources

Each of the three retailers maintain their own specifications and standards documents, which cover broader areas than those covered in this guide. Additionally, there are areas within the scope of this document where retailer variations exists. It is therefore essential to consult those retailer-specific documents in addition to this *Common Delivery Guideline* for Industry resource.

The three documents are available for download here:

- **Woolworths:** Woolworths/Primary Connect Supply Standards <http://woolworths.my/supplystandards>
- **Metcash:** Metcash Supply Standards <https://metconnect.metcash.com/food/s/article/Supply-Standards-Food>
- **Coles:** Coles Supply Standards <https://www.supplierportal.coles.com.au/csp/wps/portal/web/SupplyChain>

The Trading Partner Forum has produced a suite of one page guides and print-ready checklists to further assist compliance and help ensure products are despatched in the best condition. Those guides and checklists are available for download at the AFGC's Trading Partner Forum Perfect Delivery Program page:

- **TPF Pre-Despatch Checklist Poster & TPF One Page Guides:** <https://www.afgc.org.au/industry-resources/trading-partner-forum-resources/the-perfect-delivery-program>

GS1 Australia manages the GS1 numbering and barcoding system within Australia, and provides extensive references (and training) regarding all aspects of number allocation, GTIN symbology and encoding, SSCC labelling, barcode verification, National Product Catalogue and more. GS1 Australia services can be accessed through the following links:

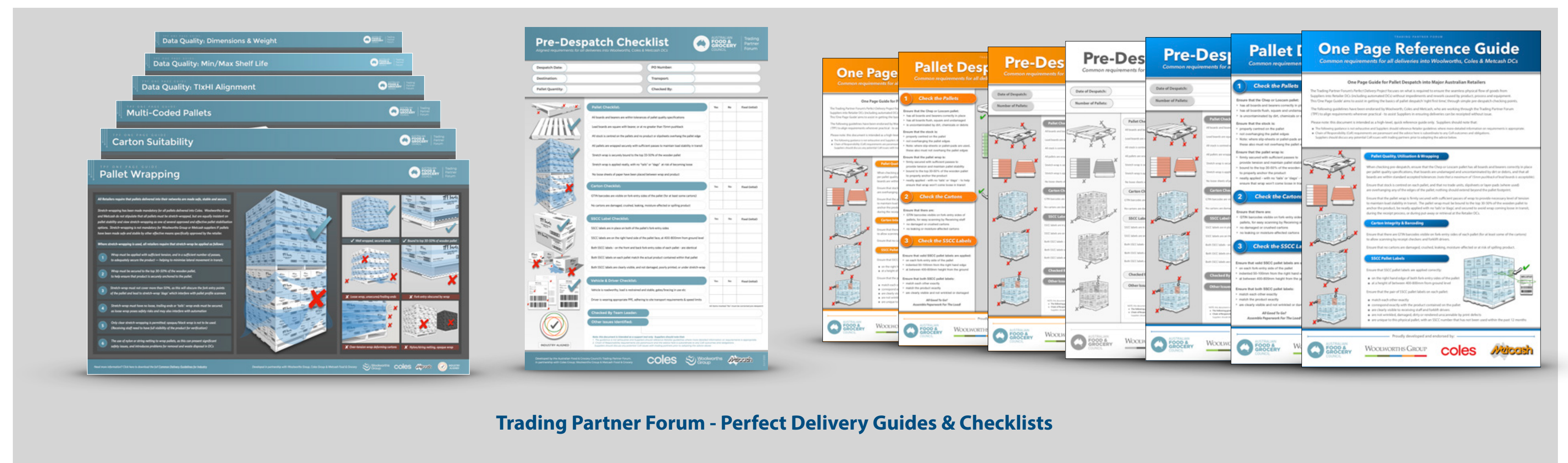
- **GS1 Australia Help Desk:** <https://www.gs1au.org/resources/help-centre/>
- **GS1 Australia Barcode Verification:** <https://www.gs1au.org/our-services/barcode-check/>
- **GS1 Australia Numbering & Barcoding Guide:** <https://www.gs1au.org/our-services/numbering-and-barcodes/>
- **GS1 Australia National Product Catalogue Guide:** <https://www.gs1au.org/our-services/national-product-catalogue/>



Woolworths/Primary Connect Supply Standards

Metcash Supply Standards

Coles Supply Standards



Trading Partner Forum - Perfect Delivery Guides & Checklists



GS1 Australia



# Appendices



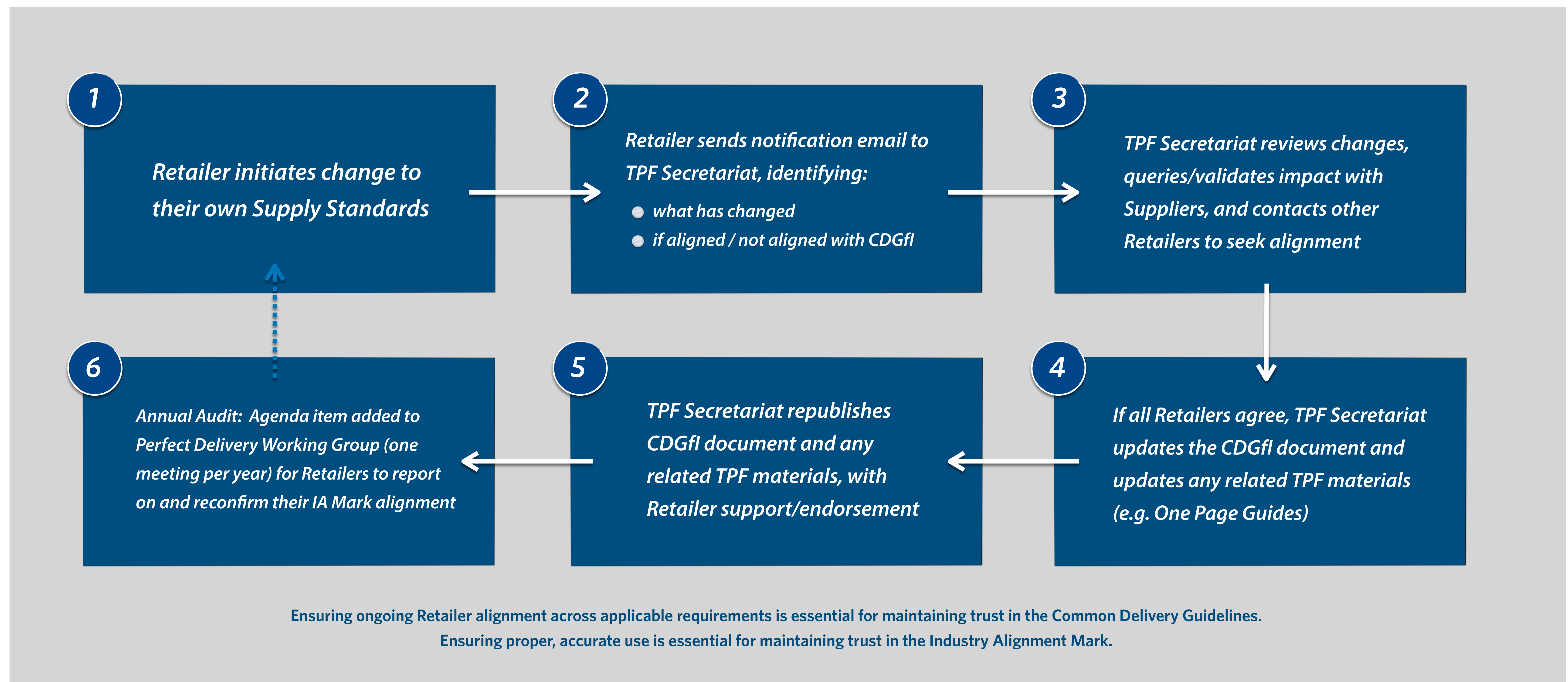
# Appendix 1: CDGfl & Industry Alignment Mark Governance Model

The below diagram illustrates the process agreed by the Trading Partner Forum's Executive Committee (and Working Groups) for ongoing review and governance of the Common Delivery Guidelines for Industry (CDGfl) document and the Industry Alignment Mark.



Above: the Industry Alignment Mark

The process is intended to ensure that (1) the CDGfl remains aligned and consistent with the individual Retailer's Supply Standards documents (within applicable topic areas), (2) that changes or proposed changes to any Retailer requirements can be captured, reviewed and addressed appropriately by the TPF and Suppliers, (3) that existing use of the Industry Alignment Mark maintains currency and relevance, and (4) that areas of potential future alignment — and CDGfl expansion — can be identified and explored effectively.





# Appendix 2: Retailer Standards Alignment Matrix

The following summarises the core areas of current alignment between Woolworths, Coles and Metcash, as reflected in the *Common Delivery Guidelines for Industry (version 1.5, November 2023)*.

Category	Subcategory	Core Requirement	CDGfl	Woolworths	Coles	Metcash	Aligned?
Pallets/Logistics Units	Pallet Quality	Manufactured to Australian Standard AS 4068-1993	✓	✓	✓	✓	Full Alignment
Pallets/Logistics Units	Pallet Quality	Repaired to relevant pool pallet standard (CHEP or Loscam)	✓	✓	✓	✓	Full Alignment
Pallets/Logistics Units	Pallet Quality	Square, conforming to dimensions of 1165mm x 1165mm x150mm (Australia)	✓	✓	✓	✓	Full Alignment
Pallets/Logistics Units	Pallet Quality	All boards intact and secured to bearers	✓	✓	✓	✓	Full Alignment
Pallets/Logistics Units	Pallet Quality	Lead boards flush with bearer ends	✓	✓	✓	✓	Full Alignment
Pallets/Logistics Units	Pallet Quality	Leadboards to have largely-uniform leading edges (face/edge variation <15mm)	✓	✓	✓	✓	Full Alignment
Pallets/Logistics Units	Pallet Quality	Lead boards of 150mm width, Intermediate boards of 95mm width	✓	✓	✓	✓	Full Alignment
Pallets/Logistics Units	Pallet Quality	Five (5) boards on the base/underside (two lead, three intermediate)	✓	✓	✓	✓	Full Alignment
Pallets/Logistics Units	Pallet Quality	Seven (7) or eight (8) boards on the topside (two lead, five or six intermediate)	✓	✓	✓	✓	Full Alignment
Pallets/Logistics Units	Pallet Quality	Two (2) pallet tunnels of 180mm on the underside of the pallet	✓	✓	✓	✓	Full Alignment
Pallets/Logistics Units	Pallet Quality	CHEP or Loscam (and only these pallets can be transferred/exchanged)	✓	✓	✓	✓	Full Alignment
Pallets/Logistics Units	Pallet Quality	No International-format pallets, skids, cardboard pallets etc (cardboard display pallets must be nested on a CHEP or Loscam pallet, and safely secured)	✓	✓	✓	✓	Full Alignment
Pallets/Logistics Units	Pallet Quality	No broken boards, missing boards, or protruding nails	✓	✓	✓	✓	Full Alignment
Pallets/Logistics Units	Pallet Quality	Free from foreign objects: soil, oils, chemicals, powders, other contaminants	✓	✓	✓	✓	Full Alignment
Pallets/Logistics Units	Pallet Height	Maximum pallet height for Ambient: 1.8 metres	✓	✓	✓	✓	Full Alignment
Pallets/Logistics Units	Pallet Height	Maximum pallet height for Frozen (Non-Versacold sites): 1.8 metres	✓	✓	✓	✓	Full Alignment
Pallets/Logistics Units	Pallet Height	Maximum pallet height for Chilled (Non-Versacold sites): 1.8 metres	✓	✓	✓	✓	Full Alignment
Pallets/Logistics Units	Pallet Height	Maximum pallet height for Frozen (Versacold sites): 1.2 metres	✓	✓	✓	✓	Full Alignment
Pallets/Logistics Units	Pallet Height	Maximum pallet height for Chilled (Versacold sites): 1.2 metres	✓	✓	✓	✓	Full Alignment
Pallets/Logistics Units	Pallet Height	For Trade Units < 10kg, pallets may be stacked to a height of 1.8m	✓	✓	✓	✓	Full Alignment
Pallets/Logistics Units	Pallet Height	For Trade Units between 10kg-16kg, pallets may be stacked to a height of 1.5m	✓	✓	✓	✓	Full Alignment
Pallets/Logistics Units	Pallet Height	For Trade Units > 16kg, maximum pallet height is restricted to 1.3m	✓	✓	✓	✓	Full Alignment
Pallets/Logistics Units	Pallet Height	Column-stacked pallets may be limited in height (e.g. to 1.5m max) regardless of Trade Unit weight (at Retailer discretion: check for specific guidance)	✓	✓	✓	✓	Full Alignment
Pallets/Logistics Units	Pallet Gross Weight	Ambient product = maximum 1250kg gross weight (incl. wooden pallet)	✓	✓	✓	✓	Full Alignment
Pallets/Logistics Units	Pallet Gross Weight	Frozen product = maximum 1250kg gross weight (incl. wooden pallet)	✓	✓	✓	✓	Full Alignment

(Continued on next page...)



# Appendix 2: Retailer Standards Alignment Matrix

(Continued from previous...)

Category	Subcategory	Core Requirement	CDGfl	Woolworths	Coles	Metcash	Aligned?
Pallets/Logistics Units	Pallet Gross Weight	Chilled product = maximum 1250kg gross weight (incl. wooden pallet)	✓	✓	✓	✓	Full Alignment
Pallets/Logistics Units	Pallet Configuration	Delivered TlxHI must match ordered, as per Retailer system/WMS	✓	✓	✓	✓	Full Alignment
Pallets/Logistics Units	Pallet Utilisation	Utilise the pallet footprint as fully as possible, while not breaching that pallet footprint with any overhanging trade units	✓	✓	✓	✓	Full Alignment
Pallets/Logistics Units	Corner Posts	Cardboard corner posts permitted where necessary to protect the product from damage in transit; no plastic or metal corner posts are permitted	✓	✓	✓	✓	Full Alignment
Pallets/Logistics Units	Corner Posts	Extraneous materials to be kept to a minimum, posts only used where necessary	✓	✓	✓	✓	Full Alignment
Pallets/Logistics Units	Pallet Wrapping	All pallets must be made safe, stable and secure	✓	✓	✓	✓	Full Alignment
Pallets/Logistics Units	Pallet Wrapping	ALL pallets must be stretch-wrapped	X	X	✓	X	Not Aligned
Pallets/Logistics Units	Pallet Wrapping	Stretch-wrap must be applied with sufficient tension, and in a sufficient number of passes, to adequately secure the product - helping to minimise lateral movement in transit;	✓	✓	✓	✓	Full Alignment
Pallets/Logistics Units	Pallet Wrapping	Stretch-wrap must be secured to the top 30-50% of the wooden pallet, to help ensure that product is anchored to the pallet	✓	✓	✓	✓	Full Alignment
Pallets/Logistics Units	Pallet Wrapping	Stretch-wrap must have no loose, trailing ends or 'tails'	✓	✓	✓	✓	Full Alignment
Pallets/Logistics Units	Pallet Wrapping	Standard 'sticky tape' is not permitted for pallet stabilisation. Low-adhesion stretch tape is permitted ONLY for products needing adequate ventilation in the fresh category	✓	✓	✓	✓	Full Alignment
Pallets/Logistics Units	Pallet Wrapping	Opaque/black stretch-wrapping is not permitted	✓	✓	✓	✓	Full Alignment
Pallets/Logistics Units	Pallet Wrapping	Nylon or string netting is not permitted	✓	✓	✓	✓	Full Alignment
Pallets/Logistics Units	Pallet Wrapping	Stretch-wrap should not cover/obscure SSCC pallet labels (except multi-SKU)	✓	✓	✓	✓	Full Alignment
Pallets/Logistics Units	Pallet Stabilisation	PVA-based and polymer interlayer stabilising is permitted (requiring <20kg rolling force to separate trade units)	✓	✓	✓	✓	Full Alignment
Pallets/Logistics Units	Pallet Stabilisation	Hot-melt interlayer stabilising is not permitted	✓	✓	✓	✓	Full Alignment
Pallets/Logistics Units	Pallet Labelling	SSCC pallet labels are of a sufficiently high quality to be scanned and decoded efficiently in a DC environment. Print quality should be checked regularly - and print heads cleaned and serviced: Be free from print defects	✓	✓	✓	✓	Full Alignment
Pallets/Logistics Units	Pallet Labelling	Labels are applied smoothly and are not warped, folded-over, rippled or torn. Where possible, please avoid applying labels across two or more cartons,	✓	✓	✓	✓	Full Alignment
Pallets/Logistics Units	Pallet Labelling	High quality stock, appropriate for the temperature environment (frozen and chilled chambers will require a higher grade label stock than ambient environments).	✓	✓	✓	✓	Full Alignment
Pallets/Logistics Units	Pallet Labelling	Two (2) SSCC pallet labels, applied - one per side - to the fork entry side of the pallets	✓	✓	✓	✓	Full Alignment
Pallets/Logistics Units	Pallet Labelling	Height between 400mm-800mm from ground level (for pallets under 400mm, please place label as high as possible)	✓	✓	✓	✓	Full Alignment
Pallets/Logistics Units	Pallet Labelling	Indented 50-100mm from right hand edge of pallet face	✓	✓	✓	✓	Full Alignment
Pallets/Logistics Units	Pallet Labelling	Only one label per fork entry (reflecting total pallet contents)	✓	✓	✓	✓	Full Alignment
Pallets/Logistics Units	Pallet Labelling	Over/outside stretch-wrap if standalone, single SKU pallet	✓	✓	✓	✓	Full Alignment
Pallets/Logistics Units	Pallet Labelling	Under/inside stretch-wrap if multiple SKUs combined on pallet	✓	✓	✓	✓	Full Alignment

(Continued on next page...)



# Appendix 2: Retailer Standards Alignment Matrix

(Continued from previous...)

Category	Subcategory	Core Requirement	CDGfl	Woolworths	Coles	Metcash	Aligned?
Pallets/Logistics Units	Pallet Labelling	SSCC number contained in each pair of labels must be identical (same number on front and back of the pallet) and not shared with any other pallet currently within the supply chain.	✓	✓	✓	✓	Full Alignment
Pallets/Logistics Units	Pallet Labelling	SSCC numbers must not be reused within a 12 month period	✓	✓	✓	✓	Full Alignment
Pallets/Logistics Units	Pallet Labelling	Clearly identify - in human readable text and machine-readable barcodes - all required information about the product contained within this specific pallet (GTIN, Quantity, Date Code, unique SSCC etc)	✓	✓	✓	✓	Full Alignment
Pallets/Logistics Units	Pallet Labelling	Utilise GS1-128 symbology, with appropriate Application Identifiers (AIs) for product type	✓	✓	✓	✓	Full Alignment
Pallets/Logistics Units	Pallet Labelling	Include barcodes at correct magnification and correct height	✓	✓	✓	✓	Full Alignment
Pallets/Logistics Units	Pallet Labelling	Be designed/printed to allow sufficient blank, white space in the left and right margins (-10mm) for adequate quiet zones/light margins.	✓	✓	✓	✓	Full Alignment
Pallets/Logistics Units	Pallet Labelling	Be printed on matte, non-glossy/non-reflective label stock - white preferred, yellow acceptable	✓	✓	✓	✓	Full Alignment
Pallets/Logistics Units	Pallet Labelling	Clearly reflect the relevant supplier details	✓	✓	✓	✓	Full Alignment
Pallets/Logistics Units	Slipsheets	Must be made from solid cardboard for safety and ease of disposal	✓	✓	✓	✓	Full Alignment
Pallets/Logistics Units	Slipsheets	Must be of at least the following grade/thickness: greater than or equal to 1mm for solid cardboard; greater than or equal to 2mm for corrugated cardboard	✓	✓	✓	✓	Full Alignment
Pallets/Logistics Units	Slipsheets	Must be no larger than the pallet footprint (1165mm x 1165mm)	✓	✓	✓	✓	Full Alignment
Pallets/Logistics Units	Slipsheets	Must not be made from any non cardboard materials (i.e. paper, plastic, masonite, wood etc.)	✓	✓	✓	✓	Full Alignment
Pallets/Logistics Units	Slipsheets	Must not be glued to cartons	✓	✓	✓	✓	Full Alignment
Pallets/Logistics Units	Slipsheets	Must not be folded	✓	✓	✓	✓	Full Alignment
Pallets/Logistics Units	Slipsheets	Must not be formed to have sides, either as a base, walls or tray	✓	✓	✓	✓	Full Alignment
Pallets/Logistics Units	Slipsheets	Must not be used as a formed pallet lid	✓	✓	✓	✓	Full Alignment
Pallets/Logistics Units	Slipsheets	Must not consist of more than one part per layer	✓	✓	✓	✓	Full Alignment
Pallets/Logistics Units	Slipsheets	Must not have any holes	✓	✓	✓	✓	Full Alignment
Pallets/Logistics Units	Slipsheets	Must not be secured to the pallet	✓	✓	✓	✓	Full Alignment
Pallets/Logistics Units	General Delivered Condition	Pallets need to remain square and stable, and show no evidence of collapse, load shift, lateral movement, stepping etc	✓	✓	✓	✓	Full Alignment
Pallets/Logistics Units	General Delivered Condition	Consistent with previous deliveries of the same product, unless notified/approved prior with Retailer	✓	✓	✓	✓	Full Alignment
Cartons/Trade Units	Quality, Suitability, etc	Fit for purpose (design appropriate to the product type)	✓	✓	✓	✓	Full Alignment
Cartons/Trade Units	Quality, Suitability, etc	Safe to handle by team members	✓	✓	✓	✓	Full Alignment
Cartons/Trade Units	Quality, Suitability, etc	Sealed effectively to prevent product damage or loss	✓	✓	✓	✓	Full Alignment
Cartons/Trade Units	Quality, Suitability, etc	Sufficiently robust to withstand automated and manual handling and stacking with other products on outbound store pallets	✓	✓	✓	✓	Full Alignment

(Continued on next page...)



# Appendix 2: Retailer Standards Alignment Matrix

(Continued from previous...)

Category	Subcategory	Core Requirement	CDGfl	Woolworths	Coles	Metcash	Aligned?
Cartons/Trade Units	Quality, Suitability, etc	Easy to open/replenish by store team members	✓	✓	✓	✓	Full Alignment
Cartons/Trade Units	Quality, Suitability, etc	Saleable & Safe	✓	✓	✓	✓	Full Alignment
Cartons/Trade Units	Quality, Suitability, etc	Not crushed or leaking	✓	✓	✓	✓	Full Alignment
Cartons/Trade Units	Quality, Suitability, etc	Fully sealed, no open flaps or split perforations (only RPCs may be unsealed)	✓	✓	✓	✓	Full Alignment
Cartons/Trade Units	Quality, Suitability, etc	Not moisture-affected or unsanitary	✓	✓	✓	✓	Full Alignment
Cartons/Trade Units	Quality, Suitability, etc	Readily identifiable (including all required descriptions and barcodes)	✓	✓	✓	✓	Full Alignment
Cartons/Trade Units	Quality, Suitability, etc	Free from nails, staples, metal strapping, metal clasps in the packaging	✓	✓	✓	✓	Full Alignment
Cartons/Trade Units	Quality, Suitability, etc	Within acceptable temperature range, where applicable	✓	✓	✓	✓	Full Alignment
Cartons/Trade Units	Quality, Suitability, etc	Within acceptable, expected shelf-life range, where applicable	✓	✓	✓	✓	Full Alignment
Cartons/Trade Units	Quality, Suitability, etc	Not previously rejected for temperature-related issues	✓	✓	✓	✓	Full Alignment
Cartons/Trade Units	Carton Gross Weight	Maximum carton gross weight is limited to 16kg	✓	✓	✓	✓	Full Alignment
Cartons/Trade Units	Carton Gross Weight	Carton gross weight stated on at least two vertical sides	✓	✓	✓	✓	Full Alignment
Cartons/Trade Units	Carton Gross Weight	Carton gross weight impacts maximum permitted pallet height	✓	✓	✓	✓	Full Alignment
Cartons/Trade Units	Carton Gross Weight	Products > 16kg gross weight require risk assessment and approval by Retailer	✓	✓	✓	✓	Full Alignment
Cartons/Trade Units	Carton Barcoding	Full adherence to GS1 Trade Unit numbering and barcoding specifications	✓	✓	✓	✓	Full Alignment
Cartons/Trade Units	Carton Barcoding	For Print-and-Apply labels, GTIN barcodes must appear on at least two vertical sides of the trade unit - preferably adjacent sides	✓	✓	✓	✓	Full Alignment
Cartons/Trade Units	Carton Barcoding	For Pre-Printed trade units (where the barcodes are embedded into the artwork and pre-printed onto the flat carton) GTIN barcodes required on at least four (4) vertical sides of the trade unit. (Preferably 6 sides, if possible)	✓	✓	✓	✓	Full Alignment
Cartons/Trade Units	Carton Barcoding	Barcode print quality is maintained at a consistently high level	✓	✓	✓	✓	Full Alignment
Cartons/Trade Units	Carton Barcoding	Barcode symbology type and magnification is appropriate for DC environment (ITF-14, GTIN-14, or GTIN-13 for Dual Use packs e.g. 24pk soft drink cans)	✓	✓	✓	✓	Full Alignment
Cartons/Trade Units	Carton Barcoding	Barcodes are printed in correct colours and on appropriate substrate for high decodability (dark ink for bars, light background, etc)	✓	✓	✓	✓	Full Alignment
Cartons/Trade Units	Carton Barcoding	Distinct barcoding of Trade Unit vs Consumer Unit vs Logistics Unit	✓	✓	✓	✓	Full Alignment
Cartons/Trade Units	Carton Symbols & Declarations	Trade units to be readily identifiable from multiple orientations	✓	✓	✓	✓	Full Alignment
Cartons/Trade Units	Carton Symbols & Declarations	Any safety related declarations and/or warnings clearly visible to team members	✓	✓	✓	✓	Full Alignment
Cartons/Trade Units	Carton Symbols & Declarations	Product Description: must appear on at least two vertical (preferably adjacent) sides of the trade unit	✓	✓	✓	✓	Full Alignment
Cartons/Trade Units	Carton Symbols & Declarations	Consumer Unit Description (including flavour/variant): must appear on at least two vertical (preferably adjacent) sides of the trade unit	✓	✓	✓	✓	Full Alignment

(Continued on next page...)



# Appendix 2: Retailer Standards Alignment Matrix

(Continued from previous...)

Category	Subcategory	Core Requirement	CDGfl	Woolworths	Coles	Metcash	Aligned?
Cartons/Trade Units	Carton Symbols & Declarations	Consumer Unit Size & Quantity (e.g. 6 x 500ml): must appear on at least two vertical (preferably adjacent) sides of the trade unit	✓	✓	✓	✓	Full Alignment
Cartons/Trade Units	Carton Symbols & Declarations	Date Code (Use By/Best Before) on at least 1 vertical side (if Date Code appears on Consumer Unit) preceded by "Use By" or "Best Before" unabbreviated.	✓	✓	✓	✓	Full Alignment
Cartons/Trade Units	Carton Symbols & Declarations	Gross Weight Declaration (incl "Gross Weight:" text and rounded up to at least 1 decimal point): must appear on at least two vertical (preferably adjacent) sides of the trade unit	✓	✓	✓	✓	Full Alignment
Cartons/Trade Units	Carton Symbols & Declarations	Caution Lift Symbol (for trade units weighing 10kg-16kg): must appear on at least two vertical (preferably adjacent) sides of the trade unit, and on the top panel if possible (pre-printed only)	✓	✓	✓	✓	Full Alignment
Cartons/Trade Units	Carton Symbols & Declarations	Heavy Lift Symbol (for trade units weighing over 16kg): must appear on at least two vertical (preferably adjacent) sides of the trade unit, and on the top panel if possible (pre-printed only)	✓	✓	✓	✓	Full Alignment
Cartons/Trade Units	Carton Symbols & Declarations	Storage/Temperature Markings: must appear on at least two vertical (preferably adjacent) sides of the trade unit, where applicable	✓	✓	✓	✓	Full Alignment
Cartons/Trade Units	Carton Symbols & Declarations	Recycle Mark/Symbol: should appear on at least 1 side of the trade unit	✓	✓	✓	✓	Full Alignment
Cartons/Trade Units	Carton Symbols & Declarations	Legibility/Visibility: where possible, all human-readable text should be visible from a distance of 1.5 metres (for smaller TUs, text should be as large as possible to assist legibility).	✓	✓	✓	✓	Full Alignment
Data & ASNs	ASN/Vehicle Relationship	ASN cannot span multiple vehicles	✓	✓	✓	✓	Full Alignment
General Delivery	On Time Delivery	Deliveries are required to be Delivered On Time, and DOT is measured/tracked	✓	✓	✓	✓	Full Alignment
General Delivery	On Time Delivery	To be On Time, trucks must arrive no earlier than 60 minutes prior to timeslot	✓	✓	✓	✓	Full Alignment
General Delivery	On Time Delivery	To be On Time, trucks must arrive no later than 30 minutes after timeslot	✓	✓	✓	✓	Full Alignment
General Delivery	Paperwork Requirements	Two (2) copies of the Invoice/Delivery Docket (B2B & eiDC suppliers should provide two copies of the Delivery Docket rather than the Invoice)	✓	✓	✓	✓	Full Alignment
General Delivery	Paperwork Requirements	Two (2) copies of the Pallet Docket (with the applicable DC listed as the Receiver)	✓	✓	✓	✓	Full Alignment
General Delivery	Booking/Vehicle Relationship	Multiple POs can be delivered within one vehicle, provided that each component PO has been associated with the Booking Code.	✓	✓	✓	✓	Full Alignment

Current overall CDGfl alignment score (version 1.5, November 2023): 99.13%  
 114 Fully Aligned Core Requirements (of 115 Core Requirements Captured)



© 2023 Trading Partner Forum

*For feedback and/or general enquiries, please contact: [afgc@afgc.org.au](mailto:afgc@afgc.org.au)*

*TPF Common Delivery Guidelines for Industry  
Version 1.5 — November 2023*